

Mike at the MACS

MOBILE AC HOSE REPAIR PRODUCTS CO.

TO ORDER: CALL MIKE AT
888-248-0917 OR 727-953-8242
FAX -775-667-7035 OR EMAIL TO
MAHRPC@HOTMAIL.COM

SEE PAGE 2 TABLE OF CONTENTS FOR ALL PRODUCTS

NO MINIMUM ORDERS-NO MINIMUM QUANTITIES



BRAZING PRODUCTS

Brazing is a metal joining process. The brazing rod is heated above its melting point and is flowed over the base metal which has been preheated to the correct temperature and is then cooled to join the workpieces together. It is similar to soldering, except the melting temperature for brazing rod is higher and the rod must be melted with the torch for brazing.
IN THE PICTURE TO THE LEFT, YOU CAN SEE OUR \$15 DIGITAL THERMOMETER WITH A THERMOCOUPLE WIRE CLIPPED TO THE WORK PIECE THAT IS HELD BY OUR \$5 BRAZING JIG. THIS MAKES FOR FOOL-PROOF AND HANDS-FREE BRAZING.

ALUMINUM BARB BRAZING HEADACHES? NOT ANYMORE WITH THESE FLUX CORE RODS

AFC-1000 -ALUMINUM FLUX CORE BRAZING RODS DO BEAUTIFUL FACTORY QUALITY WORK. IN 15 YEARS SELLING THE AFC RODS I HAVE NEVER HAD A LEAK REPORTED. NON CORROSIVE FLUX DOESN'T NEED TO BE FLUSHED OUT OF FITTINGS AFTER BRAZING AS IT WILL NOT FORM HARMFUL ACIDS THAT CAN DAMAGE A/C SYSTEM COMPONENTS. ENGINEERED FOR BRAZING ALUMINUM BARBS, IT IS PERFECT FOR ANY SLIP JOINT WHERE GOOD FLOW INTO THE JOINT IS NEEDED. WHEN YOU MELT THE ROD WITH YOUR TORCH THE FLUX IS EJECTED INTO THE JOINT AND THE FILLER METAL FILLS THE JOINT FROM BOTTOM TO THE TOP.

950 DEG F. PREHEAT **AFC-1000 COMES 25 -18 INCH X .06 INCH RODS IN A PACK**

REPAIRING HOLES IN ALUMINUM A HASSLE? NOT ANYMORE

HFR800 ALUMINUM FLUX CORE BRAZING RODS WERE ENGINEERED FOR REPAIRING HOLES IN HIGH PRESSURE ALUMINUM A/C LINES,& CONDENSERS. PERFECT FOR: RADIATORS, CHARGE AIR COOLERS & OIL COOLERS. NON CORROSIVE FLUX DOESN'T NEED TO BE FLUSHED OUT AFTER BRAZING AS IT WILL NOT FORM HARMFUL ACIDS THAT CAN DAMAGE SYSTEM COMPONENTS.

800 DEG F. PREHEAT **HFR800 COMES 6 -20 INCH X .086 INCH RODS IN A PACK**

SFC-2000 -56% SILVER FLUX CORE BRAZING RODS MAKE BRAZING STEEL FOOLPROOF & EASY AND SINCE THEY ARE CADMIUM FREE THEY WON'T MAKE YOU SICK

SILVER FLUX CORE BRAZING RODS DO BEAUTIFUL WORK & BRAZING STEEL BARBS IS AS EASY AS SWEATING COPPER. IN 15 YEARS I HAVE NEVER HAD A LEAK REPORTED. STEEL TO STEEL, STAINLESS STEEL, COPPER TO STEEL, NON CORROSIVE FLUX DOESN'T NEED TO BE FLUSHED OUT OF FITTINGS AFTER BRAZING AS IT WILL NOT FORM HARMFUL ACIDS THAT CAN DAMAGE SYSTEM COMPONENTS.

PREHEAT TO DULL ORANGE CURRENT PRICING **SFC-2000 COMES 5 -20 INCH X .066 INCH RODS IN A PACK**

I ALSO HAVE 40/60 LEAD SOLDER AND LEAD-FREE SOLDER

CLICK HERE TO GO TO THE INDEX PRODUCTS

CLICK ON THE PAGE # TO GO TO THE PAGE

TABLE OF CONTENTS

COVER	ALUMINUM BRAZING ROD, ALUMINUM HOSE FILLER ROD, SILVER BRAZING ROD -15% SILVER AND 60/40 LEAD SOLDER
PAGE 2	TABLE OF CONTENTS
PAGE 3	BRAZE-ON BARBS OF ALL TYPES
PAGE 4	FERRULES OF ALL TYPES AND CLAMP-LOC CRIMPING SYSTEM FOR REDUCED BARRIER HOSE
PAGE 5	HOSE OF ALL TYPES– GOODYEAR, PARKER, AEROQUIP, MANULI, BURGAFLEX
PAGE 6	RETRO FIT ADAPTERS,BRAZE-IN PORTS, BRAZE NUTS, ORINGS, PLASTIC CAPS, ORIFICE TUBE REPAIR,SERVICE PARTS KITS.
PAGE 7	FEMALE O-RING STRAIGHT & 45 DEG. ALUMINUM & STEEL- FEMALE O-RING STRAIGHT & 45 DEG. METRIC
PAGE 8	FEMALE O-RING 90 DEGREE ALUMINUM & STEEL- FEMALE O-RING 90 DEGREE METRIC-180 DEGREE– SHORT DROP
PAGE 9	MALE O-RING STRAIGHT, 45 DEGREE, 90 DEGREE -ALUMINUM & STEEL, #7 MALE O-RING STRAIGHT
PAGE 10	MALE INSERT O-RING & MALE INSERT O-RING BULKHEAD- STRAIGHT, 45 DEGREE, AND 90 DEGREE- ALUMINUM & STEEL
PAGE 11	FEMALE FLARE & MALE FLARE- STRAIGHT, 45 DEGREE AND 90 DEGREE- ALUMINUM & STEEL
PAGE 12	SPLICERS- STRAIGHT, 45 DEG., 90 DEG.-STEEL & ALUMINUM / SPRINGLOCK-STRAIGHT, 45 DEG., 90 DEG.-MALE & FEMALE
PAGE 13	SPLICERS- 180 DEG.,TEE INCH THREAD/ COMPRESSION- LINE SPLICER, BEADLOCK STRAIGHT, 90 DEG./ LOKRING PRODUCTS
PAGE 14	FEMALE TUBE-O & ROTOLOCK BEADLOCK & GM COMPRESSOR PAD BLOCK BEADLOCK FITTINGS -STRT,45 DEG.,& 90 DEG.
PAGE 15	ADAPTERS -TUBE-O+ROTALOK TO MALE INSERT, FLARE TO MALE INSERT, MALE INSERT TO FLARE / HOSE CRIMPERS & PARTS
PAGE 16	BARB STYLE FITTINGS- ALL TYPES
PAGE 17	BARB STYLE FITTINGS- CONTINUED
PAGE 18	AIR-O-CRIMP FITTINGS
PAGE 19	AIR-O-CRIMP FITTINGS-CONTINUED
PAGE 20	AEROQUIP EZ CLIP FITTING SYSTEM
PAGE 21	AEROQUIP EZ CLIP FITTING SYSTEM-CONTINUED
PAGE 22	MANULI QUICK CLIP FITTING SYSTEM
PAGE 23	BURGAFLEX FITTING SYSTEM
PAGE 24	BURGAFLEX FITTING SYSTEM-CONTINUED
PAGE 25	HYDRAULIC HOSE AND FITTINGS
PAGE 26	HYDRAULIC HOSE AND FITTINGS-CONTINUED
PAGE 27	HYDRAULIC ADAPTERS— RADIATOR SHOP SUPPLIES
COVER	RADIATOR SHOP SUPPLY LISTING

ORDERING & SHIPPING NOTES

ORDERS RECEIVED BY 3:30 PM EASTERN TIME SHIP THE SAME DAY

PRIORITY MAIL SHIPPING IS 2 DAY OR 3 DAY SERVICE. TO RECEIVE YOUR ORDER WITHIN THE SAME WEEK AS YOUR ORDER YOU SHOULD ORDER BY TUESDAY IF YOU ARE IN A 3 DAY ZONE-(NOTED UNDER YOUR ADDRESS ON YOUR INVOICES SAY 3 DAY), YOU SHOULD ORDER BY WEDNESDAY IF YOU ARE IN A 2 DAY ZONE. ORDERS RECEIVED ON FRIDAY WILL ARRIVE ON MONDAY OF THE FOLLOWING WEEK.

PRIORITY MAIL SERVICE IS ONLY AVAILABLE FOR ORDERS SHIPPING FROM MY FLORIDA WAREHOUSE.

UPS SHIPPING IS THE STANDARD SHIPPING METHOD FROM MY OTHER WAREHOUSES.

USE EASY PUSH BARBS AND STOP WRESTLING GETTING OLD STYLE BARBS INTO THE HOSE

THE EASY PUSH BARBS ARE POSITIONED FOR YOUR BUBBLE CRIMPER DIES. THE FB0810 BARBS ARE FOR OIL COOLER LINES.



EZ PUSH BARBS		ALUMINUM	STEEL
#6 TUBE TO #6 (5/16") BARB	PART #	FB0606AL	FB0606S
#8 TUBE TO #8 (13/32") BARB	PART #	FMB0808AL	FB0808S
#8 TUBE TO #10 (1/2") BARB	PART #	FB0810AL	FB0810S
#10 TUBE TO #10 (1/2") BARB	PART #	FB1010AL	FB1010S
#10 TUBE TO #8 (13/32") BARB	PART #	FB1008AL	FB1008S
#10 TUBE TO #12 (5/8") BARB	PART #	FB1012AL	FB1012S
#12 TUBE TO #12 (5/8") BARB	PART #	FB1212AL	FB1212S
#12 TUBE TO #10 (1/2") BARB	PART #	FB1210AL	FB1210S
#12MM TUBE TO #8 BARB	PART #	FB12MM08AL	N/A

BARB STARTER KIT



ALUMINUM BARBS

6 EA.-#6
8 EA.-#8
4 EA. #8/#10
6 EA.-#10
4 EA.-#10-#8
8 EA.-#10-#12
6 EA.-#12
6 EA.-#12/#10
4 EA.-12MM-#8

STEEL BARBS

6 EA.-#6
8 EA.-#8
4 EA. #8/#10
4 EA.-#10
4 EA.-#10/#8
6 EA.-#10/#12
6 EA.-#12
2 EA.-#12/#10

STRAIGHT WELD-ON BEADLOCK ENDS

ALUM	AL REDUCED	STEEL	STEEL REDUCED	TUBE	HOSE
BL6601	RB6601	SB6601	SR6601	6	6
BL6602	RB6602	SB6602	SR6602	8	8
BL6603	RB6603	SB6603	SR6603	10	10
BL6604	RB6604	SB6604	SR6604	12	12
BL6605	RB6605	SB6605	SR6605	10	12
NO	NO	NO	NO	10	14



STRAIGHT WELD-ON 3 BARB ENDS

ALUM	STEEL	TUBE	HOSE
5821-A	5821	6	6
5822-A	5822	8	8
5823-A	5823	10	10
5824-A	5824	12	12
5825-A	5825	10	12



STRAIGHT WELD-ON INSERT 3 BARB ENDS

ALUM	STEEL	TUBE	HOSE
5801-A	5801	6	6
5802-A	5802	8	8
5803-A	5803	10	10
5804-A	5804	12	12
5805-A	5805	10	12

[CLICK HERE TO RETURN TO INDEX](#)

STANDARD BARRIER HOSE FERRULES

#6 STANDARD AC FERRULE	3006-L
#8 STANDARD AC FERRULE	3008-L
#10 STANDARD AC FERRULE	3010-L
#12 STANDARD AC FERRULE	3012-L



REDUCED BARRIER HOSE FERRULES

#6 REDUCED AC FERRULE	3046B
#8 REDUCED AC FERRULE	3047B
#10 REDUCED AC FERRULE	3048B
#12 REDUCED AC FERRULE	3049B

RECOVERY
FERRULES
SHOWN RIGHT
HAVE AN OFFSET HOLE.
THIS ALLOWS YOU TO
REUSE BEADLOCK
FITTINGS AS SHOWN



#6 RECOVERY FERRULE	FRF06
#8 RECOVERY FERRULE	FRF08
#10 RECOVERY FERRULE	FRF10
#12 RECOVERY FERRULE	FRF12

THE THIN WALL OF REDUCED BARRIER HOSE COMPRESSES SO EASILY THAT
THE SIMPLE "CLAMPING SYSTEM" SHOWN BELOW WILL MAKE PERFECT AC HOSES
– WITHOUT THE NEED FOR EXPENSIVE CRIMPING EQUIPMENT.

THE CLAMP LOCK KIT HAS EVERYTHING YOU NEED TO REPLACE THE HOSE SECTION OF AN A/C HOSE ASSEMBLY.
YOU CAN REPAIR 1-2 #6 HOSES, 1-2 #8 HOSES, 1 #10 HOSE AND 1 #12 HOSE.



CL-064890	#6 GOODYEAR 4890 REDUCED BARRIER CLAMPS
CL-084890	#8 GOODYEAR 4890 REDUCED BARRIER CLAMPS
CL-104890	#10 GOODYEAR 4890 REDUCED BARRIER CLAMPS
CL-124890	#12 GOODYEAR 4890 REDUCED BARRIER CLAMPS
CL-144890	#14 GOODYEAR 4890 REDUCED BARRIER CLAMPS
CL-164890	#16 GOODYEAR 4890 REDUCED BARRIER CLAMPS
CL-08M	#8 CLAMPS-FOR METRIC BARBS
CL-1099	SIDE JAW PINCER TOOL

REDUCED BARRIER HOSE BY THE FOOT

GRB06	GRB08	GRB10	GRB12	GRB14	PRB16
-------	-------	-------	-------	-------	-------

[CLICK HERE TO RETURN TO INDEX](#)

GOODYEAR STANDARD BARRIER HOSE

#6 HOSE	50 FT	G0650	250 FT	G06250	825 FT	G06825
#8 HOSE	50 FT	G0850	250 FT	G08250	725 FT	G08725
#10 HOSE	50 FT	G1050	250 FT	G10250	700 FT	G10700
#12 HOSE	50 FT	G1250	250 FT	G12250	525 FT	G12525

STANDARD BARRIER REDUCED BARRIER



GOODYEAR REDUCED BARRIER HOSE

#6 HOSE	50 FT	GRB0650	550 FT	GRB06550
#8 HOSE	50 FT	GRB0850	400 FT	GRB08400
#10 HOSE	50 FT	GRB1050	300 FT	GRB10300
#12 HOSE	50 FT	GRB1250	250 FT	GRB12250
#14 HOSE	50 FT	GRB1450		

PARKER STANDARD BARRIER HOSE

#6 HOSE	50 FT	P06-50	250 FT	P06-250	825 FT	P06-600
#8 HOSE	50 FT	P08-50	250 FT	P08-250	725 FT	P08-600
#10 HOSE	50 FT	P10-50	250 FT	P10-250	700 FT	P10-500
#12 HOSE	50 FT	P12-50	250 FT	P12-250	525 FT	P12-400

PARKER REDUCED BARRIER HOSE

#6 HOSE	50 FT	PRB0650	100 FT	PRB06100	600 FT	PRB06600
#8 HOSE	50 FT	PRB0850	100 FT	PRB08100	600 FT	PRB08600
#10 HOSE	50 FT	PRB1050	100 FT	PRB10100	500 FT	PRB10500
#12 HOSE	50 FT	PRB1250	100 FT	PRB12100	400 FT	PRB12400
#14 HOSE	50 FT	PRB1450				
#16HOSE	50 FT	PRB1650				

MIKE SAYS

YOU CAN INSTALL STANDARD HOSE AS FOLLOWS:

- *ON BRAZE-ON BARBS USING A STANDARD FERRULE
- *ON A RECOVERED BEADLOCK FITTING USING A RECOVERY FERRULE
- *ON NEW BEADLOCK FITTINGS FOR STANDARD HOSE

MIKE SAYS

YOU CAN INSTALL REDUCED HOSE AS FOLLOWS:

- *ON BRAZE-ON BARBS USING A REDUCED FERRULE OR THE CLAMPING SYSTEM ON PAGE 4.
 - *ON A RECOVERED BEADLOCK FITTING USING A REDUCED FERRULE OR THE CLAMPING SYSTEM ON PAGE 4.
 - *ON NEW BEADLOCK FITTINGS FOR REDUCED HOSE.
- THE THIN WALL & SMALLER SIZE OF THE REDUCED BARRIER HOSE MAKES IT EASIER TO BEND & ROUTE. IT IS LIGHTER & CHEAPER TO SHIP.**

BURGAFLEX REDUCED BARRIER HOSE IS GOODYEAR REDUCED BARRIER HOSE LABELED TO SAY BURGAFLEX



MIKE SAYS

WHEN YOU ENCOUNTER HOSE AND FITTINGS WHICH ARE SPECIALTY HOSE AND FITTINGS , WE HAVE THE OEM PRODUCTS TO REPLACE FAILED OEM HOSES.

KEEP IN MIND THAT UNLESS YOUR CUSTOMER IS INSISTING ON THE OEM PRODUCTS I CAN GUIDE YOU IN SELECTING ALTERNATE HOSE AND FITTINGS TO MAKE REPAIRS, USUALLY AT LOWER COST.

AEROQUIP EZ CLIP HOSE

EZ HOSE-06	50 FT	#6 HOSE
EZ HOSE-08	50 FT	#8 HOSE
EZ HOSE-10	50 FT	#10 HOSE
EZ HOSE-12	50 FT	#12 HOSE

MANULI QUICK CLIP HOSE

PART #	DESCRIPTION
MQCHOSE#6-50	#6 REFRIMASTER PLUS BLACK 50 FT
MQCHOSE#8-50	#8 REFRIMASTER PLUS BLACK 50 FT
MQCHOSE#10-50	#10 REFRIMASTER PLUS BLACK 50 FT
MQCHOSE#10-50	#12 REFRIMASTER PLUS BLACK 50 FT

CLICK HERE TO RETURN TO INDEX

RETROFIT FITTINGS

RED RETROFIT	RETROFIT STEEL 3/16" HIGH SIDE RED CAP
BLACK RETROFIT	RETROFIT STEEL 1/4" HIGH SIDE BLACK CAP
BLUE RETROFIT	RETROFIT STEEL 1/4" LOW SIDE BLUE CAP



PLASTIC CAPS

RED CAP	16MM RED 134A CAP.
BLUE CAP	13MM BLUE 134A CAP

BRAZE IN PORTS

13MM BRAZE AL	13MM LOW SIDE ALUM BRAZE IN PORT WITH CAP&CORE
13MM BRAZE STEEL	STEEL WELD-ON 13MM PORT WITH CAP&CORE
16MM BRAZE ALUM	16MM HIGH SIDE ALUM BRAZE IN PORT WITH CAP&CORE
16MM BRAZE STEEL	STEEL WELD-ON 16MM PORT WITH CAP&CORE
R12-3/8 X 24 AL	3/8 X 24 R-12 ALUMINUM BRAZE PORT
R12 7/16-20 BRAZE PORT ALUM	R-12 AL PORT WELD-ON 7/16-20
R12-7/16 BRAZE PORT STEEL	7/16-20 STEEL BRAZE-ON R12 PORT
SWITCH PORT M10AL	SWITCH PORT M10 X 1.25 ALUM BRAZE-ON
SWITCH PORT M10S	M10 X 1.25 SWITCH PORT STEEL BRAZE-ON
SWITCH PORT M12A	SWITCH PORT - M12 X 1.5 ALUMINUM BRAZE-ON
SWITCH PORT M12S	M12 X 1.5 SWITCH PORT STEEL BRAZE-ON



STANDARD AC FITTING O-RINGS

#6 O-RING	#6 O-RING-100 PCS
#8 O-RING	#8 O-RING-100 PCS
#10 O-RING	#10 O-RING-100 PCS
#12 O-RING	#12 O-RING-100 PCS



WE HAVE ALL TYPES AND SIZES OF SANTECH ORINGS, GASKETS, CAPS, VALVE CORES AND ORIFICE TUBES



WE HAVE ALL TYPES AND SIZES OF SANTECH ORIFICE TUBES

**WELD ON
MALE INSERT
BRAZE-ON NUTS
MAKE UNIONS WITH FEMALE
O-RING FITTINGS**



**WE HAVE A COMPLETE SELECTION OF SANTECH O-RINGS, GASKETS, SEALING WASHERS, ORIFICE TUBES, PLASTIC CAPS, VALVE CORES, AND OTHER SMALL SERVICE PARTS
SOLD INDIVIDUALLY OR IN MULTI DRAWER KITS**

#6 MIO-AL	#6 MIO NUT AL
#8 MIO-AL	#8 MIO NUT AL
#10 MIO-AL	#10 MIO NUT AL
#12 MIO-AL	#12 MIO NUT AL
#6 MIO-S	#6 MIO NUT STEEL
#8 MIO-S	#8 MIO NUT STEEL
#10 MIO-S	#10 MIO NUT STEEL
#12 MIO-S	#12 MIO NUT STEEL

ORIFICE TUBE REPAIR-GM	GM ORIFICE TUBE REPAIR KIT
ORIFICE TUBE REPAIR-FORD	FORD COMPRES- SION LIQUID LINE REPAIR WITH ORI- FICE TUBE



CLICK HERE TO RETURN TO INDEX

FEMALE O-RING STRAIGHT BEADLOCK FITTINGS						
ALUM	AL. RED.	STEEL	ST. RED.	FITTING	HOSE	PORT
BL1301	RB1301	SB1301	SR1301	6	6	
BL1302	RB1302	SB1302	SR1302	8	8	
BL1303	RB1303	SB1303	SR1303	10	10	
X	X	X	SR13034	10	14	
BL1304	RB1304	SB1304	SR1304	12	12	
X	X	X	SR13044	12	14	
BL1305	RB1305	SB1305	X	6	8	
BL1306	RB1306	SB1306	X	8	10	
BL1307	RB1307	SB1307	X	10	12	
BL1308	RB1308	SB1308	X	8	6	
BL1309	RB1309	SB1309	SR1309	10	8	
BL1310	RB1310	SB1310	SR1310	12	10	
BL1301-1	X	SB1301-1	SR1301-1	6	6	1/4"R-12
BL1301-2	X	X	X	6	6	3/16"R-12
BL1301-3	RB1301-3	SB1301-3	X	6	6	16mm134
BL1302-1	RB1302-1	SB1302-1	X	8	8	1/4"R-12
BL1302-3	RB1302-3	SB1302-3	X	8	8	16mm134
BL1302-4	X	X	X	8	8	M10SWP
BL1303-1	X	SB1303-1	X	10	10	1/4"R-12
BL1303-3	RB1303-3	SB1303-3	X	10	10	13mm134
BL1303-9	X	X	X	10	10	16mm134
BL1304-1	RB1304-3	SB1304-1	X	12	12	1/4"R-12
BL1304-3	X	SB1304-3	X	12	12	13mm134
BL1304-5	X	X	X	12	12	M12SWP
BL1306-3	X	SB1306-3	X	8	10	16mm134
BL1307-1	RB1307-1	X	X	10	12	1/4"R-12
BL1307-3	RB1307-3	SB1307-3	X	10	12	13mm134
BL1308-3	X	X	X	8	6	16mm134

METRIC FEMALE O-RING 45 DEGREE BEADLOCK FITTINGS							
ALUM	ALUM REDUCED	STEEL	STEEL RED.	FITTING	HOSE	THREAD	PORT
BL9311	X	SB9311	X	5	6	9/16"-18	
BL9312	X	X	X	M16	6	M16x1.5	
BL9313	RB9313	X	X	M18	6	M18x1.5	
BL9314	X	X	X	M20	6	M20x1.5	
BL9315	RB9315	X	X	M20	8	M20x1.5	
BL9316	X	X	X	M22	10	M22x1.5	
BL9317	X	X	X	M24	10	M24x2.0	
BL9318	RB9318	X	X	M27	12	M27x2.0	
BL9315-3	X	X	X	M20	8	M20x1.5	16mm134
BL9318-3	X	X	X	M27	12	M27x2.0	13mm134

METRIC FEMALE O-RING STRAIGHT BEADLOCK FITTINGS							
ALUM	ALUM REDUCED	STEEL	STEEL REDUCED	FITTING	HOSE	THREAD	PORT
BL9301	X	SB9301	X	5	6	9/16"-18	
BL9302	X	SB9302	X	M16	6	M16x1.5	
BL9303	X	SB9303	X	M18	6	M18x1.5	
BL9304	X	SB9304	X	M20	6	M20x1.5	
BL9305	RB9305	SB9305	SR9305	M20	8	M20x1.5	
BL9306	X	X	X	M22	10	M22x1.5	
BL9307	X	X	X	M24	10	M24x2.0	
BL9308	X	X	SR9308	M27	12	M27x2.0	
BL9304-3	X	X	X	M20	6	M20x1.5	13mm134
BL9307-3	X	X	X	M24	10	M24x2.0	16mm134
BL9308-3	X	X	X	M27	12	M27x2.0	16mm134



FEMALE O-RING 45 DEGREE BEADLOCK FITTINGS						
ALUM	ALUM REDUCED	STEEL	STEEL REDUCED	FITTING	HOSE	PORT
BL1311	RB1311	SB1311	SR1311	6	6	
BL1312	RB1312	SB1312	SR1312	8	8	
BL1313	RB1313	SB1313	SR1313	10	10	
BL1314	RB1314	SB1314	SR1314	12	12	
BL1315	RB1315	SB1315	SR1315	6	8	
BL1316	RB1316	SB1316	SR1316	8	10	
BL1317	RB1317	SB1317	SR1317	10	12	
X	X	SB1318	SR1318	8	6	
BL1319	X	X	X	10	8	
BL1320	X	SB1320	X	12	10	
BL1311-1	X	SB1311-1	X	6	6	1/4"R-12
BL1311-3	X	SB1311-3	SR1311-3	6	6	16mm134
BL1312-1	X	SB1312-1	X	8	8	1/4"R-12
BL1312-3	RB1312-3	SB1312-3	SR1312-3	8	8	16mm134
BL1313-1	NO	SB1313-1	X	10	10	1/4"R-12
BL1313-3	RB1313-3	SB1313-3	SR1313-3	10	10	13mm134
BL1314-1	X	X	X	12	12	1/4"R-12
BL1314-3	X	SB1314-3	X	12	12	13mm134
X	X	SB1316-3	X	8	10	13mm134
BL1317-1	X	SB1317-1	X	10	12	1/4"R-12
BL1317-3	RB1317-3	SB1317-3	SR1317-3	10	12	13mm134

[CLICK HERE TO RETURN TO INDEX](#)

FEMALE O-RING 90 DEGREE BEADLOCK FITTINGS						
ALUM	ALUM REDUCED	STEEL	STEEL REDUCED	FITTING	HOSE	PORT
BL1321	RB1321	SB1321	NO	6	6	
BL1322	RB1322	SB1322	NO	8	8	
BL1323	RB1323	SB1323	NO	10	10	
X	X	X	SR13234	10	14	
BL1324	RB1324	SB1324	NO	12	12	
X	X	X	SR13244	12	14	
BL1325	RB1325	SB1325	X	6	8	
BL1326	RB1326	SB1326	X	8	10	
BL1327	RB1327	SB1327	X	10	12	
BL1328	RB1328	SB1328	X	8	6	
BL1329	RB1329	SB1329	X	10	8	
BL1330	RB1330	SB1330	X	12	10	
BL1321-1	RB1321-3	SB1321-1	X	6	6	1/4"R-12
BL1321-3	RB1321-3	SB1321-3	SR1321-3	6	6	16mm134
BL1322-1	X	SB1322-1	X	8	8	1/4"R-12
BL1322-3	RB1322-3	SB1322-3	X	8	8	16mm134
BL1323-1	NO	SB1323-1	X	10	10	1/4"R-12
BL1323-3	RB1323-3	SB1323-3	X	10	10	13mm134
X	X	SB1323-4	X	10	10	M10SWP
BL1324-1	X	SB1324-1	X	12	12	1/4"R-12
BL1324-3	RB1324-3	SB1324-3	X	12	12	13mm134
BL1326-1	X	SB1326-1	X	8	10	1/4"R-12
BL1326-3	RB1326-3	SB1326-3	SR1326-3	8	10	16mm134
BL1327-1	X	SB1327-1	X	10	12	1/4"R-12
BL1327-3	RB1327-3	SB1327-3	X	10	12	13mm134
BL1328-3	X	SB1328-1	X	8	6	1/4"R-12

METRIC FEMALE O-RING 90 DEGREE BEADLOCK FITTINGS							
ALUM	ALUM REDUCED	STEEL	STEEL RED.	FITTING	HOSE	THREAD	PORT
BL9321	X	SB9321	X	5	6	9/16"-18	
BL9322	X	SB9322	X	M16	6	M16x1.5	
BL9323	RB9323	SB9323	X	M18	6	M18x1.5	
BL9324	X	SB9324	X	M20	6	M20x1.5	
BL9325	RB9325	SB9325	X	M20	8	M20x1.5	
BL9326	X	X	X	M22	10	M22x1.5	
BL9327	X	SB9327	X	M24	10	M24x2.0	
BL9328	RB9328	X	X	M27	12	M27x2.0	
BL9323-3	X	X	X	M18	6	M18x1.5	16mm R134
BL9324-3	X	SB9324-3	X	M20	6	M20x1.5	16mm R134
BL9325-3	X	SB9325-3	X	M20	8	M20x1.5	16mm R134
BL9327-3	X	SB9327-3	X	M24	10	M24x2.0	13mm R134
BL9328-3	X	X	X	M27	12	M27x2.0	13mm R134



FEMALE O-RING 180 DEGREE BEADLOCK FITTINGS					
ALUM	ALUM REDUCED	STEEL	STEEL REDUCED	FITTING	HOSE
BL1931	RB1931	SB1931	SR1931	6	6
BL1932	RB1932	SB1932	X	8	8
BL1933	X	SB1933	X	10	10
BL1934	X	SB1934	X	12	12



FEMALE O-RING 90 DEGREE SHORT DROP BEADLOCK FITTINGS				
STEEL	STEEL REDUCED	FITTING	HOSE	PORT
SB1321-SD	SR1321-SD	6	6	
SB1322-SD	SR1322-SD	8	8	
SB1323-SD	SR1323-SD	10	10	
SB1324-SD	X	12	12	
SB1327-SD	X	10	12	
SB1330-SD	X	12	10	
SB1322SD-3	X	8	8	16mm134
SB1323SD-3	X	10	10	13mm134
SB1327SD-3	X	10	12	13mm134



[CLICK HERE TO RETURN TO INDEX](#)

MALE O-RING STRAIGHT BEADLOCK FITTINGS						
ALUM	ALUM REDUCED	STEEL	STEEL REDUCED	FITTING	HOSE	PORT
BL1401	RB1401	SB1401	SR1401	6	6	
BL1402	RB1402	SB1402	SR1402	8	8	
BL1403	RB1403	SB1403	SR1403	10	10	
BL1404	RB1404	SB1404	SR1404	12	12	
BL1405	RB1405	SB1405	SR1405	6	8	
X	X	X	SR1406	8	10	
BL1407	RB1407	SB1407	SR1407	10	12	
BL1408	X	SB1408	X	8	6	
BL1401-3	X	SB1401-3	X	6	6	16mm134
X	X	SB1402-3	X	8	8	16mm134
X	X	x	X	10	10	1/4"R-12
X	X	SB1403-3	X	10	10	13mm134
X	X	SB1403-5	X	10	10	M12SV
X	X	SB1404-3	X	12	12	13mm134
X	X	SB1405-1	X	6	8	1/4"R-12
BL1407-3	X	SB1407-3	X	10	12	13mm134
MALE O-RING 7 STRAIGHT BEADLOCK FITTING						
ALUM	ALUM REDUCED	STEEL	STEEL REDUCED	FITTING	HOSE	PORT
BL1952	X	X	X	7	6	
BL1953	X	X	X			



MALE O-RING 90 DEGREE BEADLOCK FITTINGS						
ALUM	ALUM REDUCED	STEEL	STEEL REDUCED	FITTING	HOSE	PORT
BL1421	RB1421	SB1421	SR1421	6	6	
BL1422	RB1422	SB1422	SR1422	8	8	
BL1423	RB1423	SB1423	SR1423	10	10	
BL1424	RB1424	SB1424	X	12	12	
BL1425	X	SB1425	SR1425	6	8	
BL1426	X	X	X	8	10	
BL1427	RB1427	SB1427	SR1427	10	12	
BL1428	X	SB1428	X	8	6	
BL1430	X	SB1430	X	12	10	
X	X	SB1430	X	6	6	1/4"R-12
BL1421-3	X	X	X	6	6	16mm134
NO	X	X	X	6	6	M10SWP/SV
BL1422-3	X	SB1422-3	X	8	8	16mm134
X	X	X	X	10	10	1/4"R-12
BL1423-3	X	SB1423-3	SR1423-3	10	10	13mm134
NO	X	X	X	10	10	M10SWP/SV
BL1424-3	X	SB1424-3	X	12	12	13mm134
BL1427-1	X	X	X	10	12	1/4"R-12
BL1427-3	X	SB1427-3	X	10	12	13mm134

MALE O-RING 45 DEGREE BEADLOCK FITTINGS						
ALUM	ALUM REDUCED	STEEL	STEEL REDUCED	FITTING	HOSE	PORT
BL1411	RB1411	SB1411	SR1411	6	6	
BL1412	X	SB1412	SR1412	8	8	
BL1413	RB1413	SB1413	SR1413	10	10	
BL1414	RB1414	SB1414	SR1414	12	12	
BL1415	X	SB1415	SR1415	6	8	
BL1416	X	X	SR1416	8	10	
BL1417	X	SB1417	SR1417	10	12	
BL1418	X	SB1418	X	8	6	
BL1411-3	X	SB1411-3	X	6	6	16mm134
BL1412-3	X	SB1412-3	X	8	8	16mm134
BL1413-3	X	SB1413-3	X	10	10	13mm134
BL1414-3	X	SB1414-3	X	12	12	13mm134
BL1417-3	X	X	X	10	12	13mm134



[CLICK HERE TO RETURN TO INDEX](#)

MALE INSERT O-RING STRAIGHT BEADLOCK FITTINGS						
ALUM	ALUM REDUCED	STEEL	STEEL REDUCED	FITTING	HOSE	PORT
BL1801	RB1801	SB1801	SR1801	6	6	
BL1802	RB1802	SB1802	SR1802	8	8	
BL1803	RB1803	SB1803	SR1803	10	10	
BL1804	RB1804	SB1804	SR1804	12	12	
BL1807	X	SB1807	X	10	12	
BL1801-3	X	SB1801-3	X	6	6	16mm134
BL1802-3	X	SB1802-3	X	8	8	16mm134
BL1803-3	X	X	X	10	10	13mm134



MALE INSERT O-RING 45 DEGREE BEADLOCK FITTINGS						
ALUM	ALUM REDUCED	STEEL	STEEL REDUCED	FITTING	HOSE	PORT
BL1811	RB1811	SB1811	X	6	6	
BL1812	RB1812	SB1812	X	8	8	
BL1813	RB1813	SB1813	X	10	10	
BL1814	RB1814	SB1814	X	12	12	



MALE INSERT O-RING 90 DEGREE BEADLOCK FITTINGS						
ALUM	ALUM REDUCED	STEEL	STEEL REDUCED	FITTING	HOSE	PORT
BL1821	RB1821	SB1821	SR1321	6	6	
BL1822	RB1822	SB1822	SR1322	8	8	
BL1823	X	SB1823	SR1823	10	10	
BL1824	RB1824	SB1824	SR1824	12	12	
X	X	X	SR1827	10	12	
BL1821-3	X	X	X	6	6	16mm134
BL1822-3	X	X	X	8	8	16mm134
BL1823-3	X	X	X	10	10	13mm134



MALE INSERT O-RING BULKHEAD STRAIGHT BEADLOCK FITTINGS						
ALUM	ALUM REDUCED	STEEL	STEEL REDUCED	FITTING	HOSE	PORT
BL1701	X	SB1701	SR1701	6	6	
BL1702	X	SB1702	SR1702	8	8	
BL1703	X	SB1703	SR1703	10	10	



MALE INSERT O-RING BULKHEAD 90 DEGREE BEADLOCK FITTINGS						
ALUM	ALUM REDUCED	STEEL	STEEL REDUCED	FITTING	HOSE	PORT
BL1721	X	SB1721	SR1721	6	6	
BL1722	X	SB1722	SR1722	8	8	
BL1723	X	SB1723	SR1723	10	10	



[CLICK HERE TO RETURN TO INDEX](#)

FEMALE FLARE STRAIGHT BEADLOCK FITTINGS						
ALUM	ALUM REDUCED	STEEL	STEEL REDUCED	FITTING	HOSE	PORT
BL1101	RB1101	SB1101	X	6	6	
BL1102	RB1102	SB1102	X	8	8	
BL1103	RB1103	SB1103	X	10	10	
BL1104	X	SB1104	X	12	12	
BL1105	X	SB1105	X	6	8	
BL1106	RB1106	SB1106	X	8	10	
BL1107	X	SB1107	X	10	12	
BL1108	X	SB1108	X	8	6	
X	X	X	X	10	8	
BL1110	X	X	X	12	10	
BL1101-1	X	X	X	6	6	1/4"R-12
BL1101-3	X	X	X	6	6	16mm134
X	X	X	X	8	8	1/4"R-12
BL1102-3	X	X	X	8	8	16mm134
BL1103-1	X	X	X	10	10	1/4"R-12
BL1103-3	X	X	X	10	10	13mm134
NO	X	SB1104-3	X	12	12	13mm134



FEMALE FLARE 45 DEGREE BEADLOCK FITTINGS					
ALUM	ALUM REDUCED	STEEL	STEEL REDUCED	FITTING	HOSE
BL1111	RB1111	SB1111	X	6	6
BL1112	RB1112	SB1112	X	8	8
BL1113	RB1113	SB1113	X	10	10
BL1114	X	SB1114	X	12	12
BL1115	X	X	X	6	8
BL1116	X	X	X	8	10
BL1117	X	X	X	10	12
BL1118	X	X	X	8	6
BL1119	X	SB1119	X	10	8



FEMALE FLARE 90 DEGREE BEADLOCK FITTINGS						
ALUM	ALUM REDUCED	STEEL	STEEL REDUCED	FITTING	HOSE	PORT
BL1121	RB1121	SB1121	X	6	6	
BL1122	RB1122	SB1122	X	8	8	
BL1123	RB1123	SB1123	X	10	10	
BL1124	X	SB1124	X	12	12	
BL1125	X	SB1125	X	6	8	
BL1126	X	SB1126	X	8	10	
BL1127	X	SB1127	X	10	12	
BL1128	X	X	X	8	6	
X	X	X	X	10	8	
BL1121-1	X	X	X	6	6	1/4"R-12
BL1121-3	X	X	X	6	6	16mm134
BL1122-1	X	SB1122-1	X	8	8	1/4"R-12
BL1122-3	X	X	X	8	8	16mm134
X	X	X	X	10	10	1/4"R-12
BL1123-3	X	X	X	10	10	13mm134



MALE FLARE STRAIGHT BEADLOCK FITTINGS					
ALUM	ALUM REDUCED	STEEL	STEEL REDUCED	FITTING	HOSE
BL1201	X	X	X	6	6
BL1202	X	X	X	8	8
BL1203	X	X	X	10	10
BL1204	X	X	X	12	12

MALE FLARE BULKHEAD STRAIGHT BEADLOCK FITTINGS					
ALUM	ALUM REDUCED	STEEL	STEEL REDUCED	FITTING	HOSE
BL1743	X	X	X	10	10



MALE FLARE 45 DEGREE BEADLOCK FITTINGS					
ALUM	ALUM REDUCED	STEEL	STEEL REDUCED	FITTING	HOSE
BL1211	X	X	X	6	6
BL1212	X	X	X	8	8
BL1213	X	X	X	10	10
BL1214	X	X	X	12	12



MALE FLARE 90 DEGREE BEADLOCK FITTINGS					
ALUM	ALUM REDUCED	STEEL	STEEL REDUCED	FITTING	HOSE
BL1221	X	X	X	6	6
BL1222	X	X	X	8	8
BL1223	X	X	X	10	10
BL1224	X	X	X	12	12

MALE FLARE BULKHEAD 90 DEGREE BEADLOCK FITTINGS					
ALUM	ALUM REDUCED	STEEL	STEEL REDUCED	FITTING	HOSE
BL1761	X	X	X	6	6
BL1762	X	X	X	8	8
BL1763	X	X	X	10	10

FEMALE SPRINGLOCK STRAIGHT BEADLOCK		
ALUM	FITTING	HOSE
BL4101	6	6
BL4102	8	8
BL4103	10	10
BL4104	12	12
X	8	10
BL4107	10	12
BL4108	8	6
X	12	10



FEMALE SPRINGLOCK 45 DEGREE BEADLOCK		
ALUM	FITTING	HOSE
BL4111	6	6
BL4112	8	8
BL4113	10	10
BL4114	12	12
BL4117	10	12
BL4118	8	6



FEMALE SPRINGLOCK 90 DEGREE BEADLOCK		
ALUM	FITTING	HOSE
BL4121	6	6
BL4122	8	8
BL4123	10	10
BL4124	12	12
BL4127	10	12
BL4128	8	6



SPLICER 90 DEGREE BEADLOCK FITTINGS					
ALUM	ALUM RED.	STEEL	STEEL RED.	HOSE	HOSE
BL6121	X	SB6121	X	6	6
BL6122	X	SB6122	X	8	8
BL6123	X	SB6123	SR6123	10	10
BL6124	X	SB6124	X	12	12



MALE SPRINGLOCK STRAIGHT BEADLOCK		
ALUM	FITTING	HOSE
BL4301	6	6
BL4302	8	8
BL4303	10	10
BL4304	12	12
BL4307	10	12
BL4308	8	6



MALE SPRINGLOCK 45 DEGREE BEADLOCK		
ALUM	FITTING	HOSE
BL4311	6	6
BL4312	8	8
BL4313	10	10
BL4314	12	12
X	10	12
BL4318	8	6



MALE SPRINGLOCK 90 DEGREE BEADLOCK		
ALUM	FITTING	HOSE
BL4321	6	6
BL4322	8	8
BL4323	10	10
BL4324	12	12
BL4326	8	10
X	10	12
BL4328	8	6

SPLICER STRAIGHT BEADLOCK FITTINGS						
ALUM	ALUM REDUCED	STEEL	STEEL REDUCED	HOSE	HOSE	PORT
BL6101	RB6101	SB6101	SR6101	6	6	
BL6102	RB6102	SB6102	SR6102	8	8	
BL6103	RB6103	SB6103	SR6103	10	10	
BL6104	RB6104	SB6104	SR6104	12	12	
BL6105	RB6105	SB6105	SR6105	6	8	
BL6106	RB6106	SB6106	SR6106	8	10	
BL6107	RB6107	SB6107	SR6107	10	12	
BL6101-1	RB6101-1	SB6101-1	X	6	6	1/4"R-12
BL6101-2	X	X	X	6	6	3/16"R-12
BL6101-3	RB6101-3	SB6101-3	SR6101-3	6	6	16mm134
BL6102-1	X	SB6102-1	X	8	8	1/4"R-12
BL6102-2	X	X	X	8	8	3/16"R-12
BL6102-3	RB6102-3	SB6102-3	SR6102-3	8	8	16mm134
X	X	SB6102-4	X	8	8	M10SV
BL6103-1	RB6103-1	SB6103-1	SR6103-1	10	10	1/4"R-12
BL6103-3	RB6103-3	SB6103-3	SR6103-3	10	10	13mm134
BL6103-9	X	X	SR6103-9	10	10	16mm134
BL6104-1	X	SB6104-1	X	12	12	1/4"R-12
BL6104-3	RB6104-3	SB6104-3	SR6104-3	12	12	13mm134
BL6105-1	X	X	X	6	8	1/4"R-12
BL6105-3	X	X	X	6	8	16mm134
BL6106-1	X	X	X	8	10	1/4"R-12
X	X	X	X	8	10	13mm134
BL6107-3	X	X	X	10	12	13mm134




T-SPLICER 3 WAY BEADLOCK FITTINGS					
ALUM	ALUM REDUCED	STEEL	STEEL REDUCED	HOSE	HOSE
BL6201	RB6201	SB6201	X	6	6
BL6202	X	SB6202	X	8	8
BL6203	RB6203	SB6203	SR6203	10	10
BL6204	RB6204	SB6204	X	12	12
BL6210	X	SB6210	X	12	12



SPLICER 180 DEGREE BEADLOCK FITTINGS

ALUM	ALUM REDUCED	STEEL	HOSE	HOSE	PORT
X	X	X	6	6	
X	X	X	8	8	
BL6133	X	X	10	10	
BL6134	X	X	12	12	




T-SPLICER INCH THREAD FITTING BY BEADLOCK FITTINGS

ALUM	ALUM REDUCED	STEEL	FITTING	HOSE	THREAD
X	X	X	6	6	5/8"-18
X	X	X	8	6	3/4"-16
BL6235	X	X	10	10	7/8"-14
X	X	SB6236	12	10	1 1/16"-14



T-SPLICER METRIC THREAD FITTING BY BEADLOCK FITTINGS

ALUM	ALUM REDUCED	STEEL	FITTING	HOSE	THREAD
X	X	SB6284	M20	6	M20 x 1.5
X	X	SB6285	M27	10	
X	X	SB6286	M27	12	M27 x 2.0



MOBILE AC IS THE US DISTRIBUTOR FOR

AMERICAN LOKRING

IF YOU NEED THE ABILITY TO MAKE ALUMINUM LINE REPAIR
OR INSTALL REAR AIR BLOCKOFFS AND YOU DON'T HAVE
ROOM TO BRAZE -THE THIS IS THE SOLUTION FOR YOU.



THE LOKRING SYSTEM COMPRESSES FITTINGS
ONTO TUBING WITH A SPECIAL HAND TOOL.
NO WELDING OR BRAZING REQUIRED.
DESIGNED FOR AC SYSTEMS.



COMPRESSION STRAIGHT BEADLOCK FITTINGS

STEEL	FITTING	HOSE	
SB2901	6	6	
SB2902	8	8	
SB2903	10	10	
SB2904	12	12	
SB2905	6	8	
SB2906	8	10	
SB2907	10	12	
SB2908	8	6	
SB2909	10	8	
X	12	10	
SB3001	8mm	6	
SB3002	12mm	8	
SB3002	14.5mm	10	




COMPRESSION 90 DEGREE BEADLOCK FITTINGS

STEEL	FITTING	HOSE	
SB2921	6	6	
SB2922	8	8	
SB2923	10	10	
SB2924	12	12	
SB2925	6	8	
SB2926	8	10	
SB2927	10	12	
SB2928	8	6	
SB2929	10	8	



COMPRESSION TUBING SPLICERS

STEEL	THREAD	TUBE	TUBE
2886	5/8"-18	3/8"	3/8"
2887	3/4"-16	1/2"	1/2"



FEMALE TUBE-O STRAIGHT BEADLOCK FITTINGS				
ALUM	STEEL	FITTING	HOSE	PORT
X	SB2102	FTO	8	
X	X	FTO	10	
BL2102-1	X	FTO	8	1/4"R-12
BL2102-3	SB2102-3	FTO	8	16mm134
BL2103-1	X	FTO	10	1/4"R-12
BL2103-3	SB2103-3	FTO	10	13mm134
BL2104-3	SB2104-3	FTO	12	13mm134



FEMALE TUBE-O 45 DEGREE BEADLOCK FITTINGS				
ALUM	STEEL	FITTING	HOSE	PORT
BL2112-1	NO	FTO	8	1/4"R-12
BL2112-3	SB2112-3	FTO	8	16mm134
BL2113-1	NO	FTO	10	1/4"R-12
BL2113-3	X	FTO	10	13mm134
X	SB2114-3	FTO	12	13mm134



FEMALE TUBE-O 90 DEGREE BEADLOCK FITTINGS				
STEEL	STEEL REDUCED	FITTING	HOSE	PORT
SB2142	X	FTO	8	
SB2143	X	FTO	10	
X	X	FTO	14	
SB2142-1	X	FTO	8	1/4"R-12
SB2142-3	X	FTO	8	16mm134
SB2143-1	X	FTO	10	1/4"R-12
SB2143-3	X	FTO	10	13mm134
SB2144-1	X	FTO	12	1/4"R-12
SB2144-3	X	FTO	12	13mm134
X	X	FTO	14	13mm134



FEMALE ROTALOK 90 DEGREE BEADLOCK FITTINGS			
STEEL	FITTING	HOSE	PORT
SB2132-1	FRL	8	1/4"R-12
SB2132-3	FRL	8	16mm134
SB2133-1	FRL	10	1/4"R-12
SB2133-3	FRL	10	13mm134



GM COMPRESSOR PAD BLOCK SINGLE STRAIGHT BEADLOCK FITTINGS			
ALUM	FITTING	HOSE	PORT
BL5602-1	CP	8	1/4"R-12
BL5602-3	CP	8	16mm134
BL5603-1	CP	10	1/4"R-12
BL5603-3	CP	10	13mm134
BL5604-1	CP	12	1/4"R-12
BL5604-3	CP	12	13mm134



GM COMPRESSOR PAD BLOCK SINGLE 90 DEGREE BEADLOCK FITTINGS			
ALUM	FITTING	HOSE	PORT
X	CP	8	1/4"R-12
BL5622-3	CP	8	16mm134
BL5623-1	CP	10	1/4"R-12
BL5623-3	CP	10	13mm134
BL5624-1	CP	12	1/4"R-12
BL5624-3	CP	12	13mm134



GM COMPRESSOR PAD BLOCK SINGLE REVRESED 90 DEGREE BEADLOCK			
ALUM	FITTING	HOSE	PORT
BL5625-1	CPR	8	1/4"R-12
BL5625-3	CPR	8	16mm134
BL5626-1	CPR	10	1/4"R-12
BL5626-3	CPR	10	13mm134
BL5627-1	CPR	12	1/4"R-12
BL5627-3	CPR	12	13mm134

90 DEGREE TUBE-O CONVERSION TO MALE INSERT O-RING

PART #	MALE THREAD	FEMALE THREAD	PORT
2024-0	3/4"-16	1"-14	
2025-0	7/8"-14	1"-14	
2024	3/4"-16	1"-14	1/4"R-12
2024-3	3/4"-16	1"-14	16mm134
2025	7/8"-14	1"-14	1/4"R-12
2025-3	7/8"-14	1"-14	13mm134



90 DEGREE ROTALOK CONVERSION TO MALE INSERT O-RING

PART #	MALE THREAD	FEMALE THREAD	PORT
2031	3/4"-16	1"-14	1/4"R-12
2031-3	3/4"-16	1"-14	16mm134
2032	7/8"-14	1"-14	1/4"R-12
2032-3	7/8"-14	1"-14	13mm134



FLARE TO MALE INSERT O-RING ADAPTOR

PART #	MALE THREAD	FEMALE THREAD	
2606	5/8"-18	5/8"-18	6 MF TO 6 MIO
2608	3/4"-16	3/4"-16	8 MF TO 8 MIO
2609	7/8"-14	7/8"-14	10 MF TO 10 MIO
2610	7/8"-14	3/4"-16	8 MF TO 10 MIO



MALE INSERT O-RING TO FLARE ADAPTOR

PART #	MALE THREAD	FEMALE THREAD	
6240	N/A	N/A	6 MIO TO 6 MF
6242	N/A	N/A	8 MIO TO 8 MF
6243	N/A	N/A	10 MIO TO 10 MF
6244	N/A	N/A	12 MIO TO 12 MF



MODEL 3710-H
 USES SHOP AIR TO
 HYDRAULICALLY MAKE THE CRIMP
 THERE IS AN 8 WEEK LEAD TIME FOR THIS
 CRIMPER. A HYDRAULIC CONVERSION KIT
FOR THE MODEL 3710 IS AVAILABLE.
CALL ME FOR PRICE & AVAILABILITY

ATCO CRIMPERS- WORLDS BEST

NEW ATCO 3710 SERIES CRIMPERS
COME WITH
>DIES FOR STANDARD & REDUCED
BARRIER HOSE
>BENCH MOUNT BASE
>QUICK CHANGE DIES



MODEL 3710
MANUAL CRIMPER
USES AN IMPACT
WRENCH
TO MAKE THE

ATCO 3710 SERIES
DRIVE BOLT GREASE
EXTEND THE LIFE OF YOUR
CRIMPER WITH REGULAR USE

MAGNALUBE-G .75 OZ TUBE



CLICK HERE TO RETURN TO INDEX

BARBED FITTINGS



FEMALE O-RING STRAIGHT BARBED FITTINGS

ALUM	FITTING	HOSE	PORT
B1301	6	6	
B1302	8	8	
B1303	10	10	
B1304	12	12	
B1305	6	8	
B1306	8	10	
B1307	10	12	
B1308	8	6	
B1309	10	8	
B1310	12	10	
B1301-1	6	6	1/4"R-12
B1301-3	6	6	16mm134
B1302-1	8	8	1/4"R-12
B1302-3	8	8	16mm134
B1303-1	10	10	1/4"R-12
B1303-3	10	10	13mm134
B1304-3	12	12	13mm134
B1308-1	8	6	16mm134

FEMALE O-RING 45 DEGREE BARBED FITTINGS

ALUM	FITTING	HOSE	PORT
B1311	6	6	
B1312	8	8	
B1313	10	10	
B1314	12	12	
B1317	10	12	
B1311-3	6	6	16mm134
B1312-3	8	8	16mm134
B1313-1	10	10	1/4"R-12
B1313-3	10	10	13mm134
B1318-1	8	6	16mm134

METRIC FEMALE O-RING 45 DEGREE BARBED FITTINGS

ALUM	FITTING	HOSE	THREAD
B9311	5	6	9/16"-18

FEMALE O-RING 90 DEGREE BARBED FITTINGS

ALUM	FITTING	HOSE	PORT
B1321	6	6	
B1322	8	8	
B1323	10	10	
B1324	12	12	
B1325	6	8	
B1326	8	10	
B1327	10	12	
B1328	8	6	
B1330	12	10	
B1321-3	6	6	16mm134
B1322-1	8	8	1/4"R-12
B1322-3	8	8	16mm134
B1323-1	10	10	1/4"R-12
B1323-3	10	10	13mm134
B1324-1	12	12	13mm134
B1324-3	12	12	13mm134

METRIC FEMALE O-RING 90 DEGREE BARBED FITTINGS

ALUM	FITTING	HOSE	THREAD
B9321	5	6	9/16"-18
B9325	M20	8	M20x1.5

FEMALE O-RING 180 DEGREE BARBED FITTINGS

ALUM	FITTING	HOSE
BL1932	8	8
BL1933	10	10
BL1934	12	12

MALE INSERT O-RING STRAIGHT BARBED FITTINGS

ALUM	FITTING	HOSE	PORT
B1801	6	6	
B1802	8	8	
B1803	10	10	
B1804	12	12	
B1805	6	8	
B1806	8	10	
B1807	10	12	
B1801-3	6	6	16mm134
B1802-3	8	8	16mm134
B1803-3	10	10	13mm134



MALE INSERT O-RING 45 DEGREE BARBED FITTINGS

ALUM	FITTING	HOSE	PORT
B1811	6	6	
B1812	8	8	
B1813	10	10	
B1814	12	12	
B1812-3	8	8	16mm134



MALE INSERT O-RING 90 DEGREE BARBED FITTINGS

ALUM	FITTING	HOSE
B1821	6	6
B1822	8	8
B1823	10	10



MALE O-RING STRAIGHT

ALUM	FITTING	HOSE
B1401	6	6
B1402	8	8
B1403	10	10
B1404	12	12



MALE O-RING 45 DEGREE

ALUM	FITTING	HOSE
B1411	6	6
B1412	8	8
B1413	10	10
B1414	12	12



MALE O-RING 90 DEGREE

ALUM	FITTING	HOSE
B1421	6	6
B1422	8	8
B1423	10	10
B1424	12	12
B1425	6	8
B1427	10	12



MALE INSERT O-RING 90 DEGREE BULKHEAD

ALUM	FITTING	HOSE
B1721	6	6
B1723	10	10



MIKE SAYS

THESE ALUMINUM BARBED FITTINGS ARE MORE ECONOMICAL THAN BEADLOCK FITTINGS. ALSO A GREAT ALTERNATIVE TO REDUCED BEADLOCK FITTINGS-SAND OFF THE TIPS OF THE BARBS FOR EASE OF INSERTING INTO REDUCED BARRIER HOSE, USE CLAMPS OR REDUCED BARRIER FERRULES TO ATTACH THE HOSE.

BARBED FITTINGS

FEMALE FLARE STRAIGHT

ALUM	FITTING	HOSE
B1101	6	6
B1102	8	8
B1103	10	10
B1104	12	12
B1105	6	8
B1106	8	10
B1107	10	12



FEMALE FLARE 45 DEGREE BARBED FITTINGS

ALUM	FITTING	HOSE
B1111	6	6
B1112	8	8
B1113	10	10
B1114	12	12



FEMALE FLARE 90 DEGREE BARBED FITTINGS

ALUM	FITTING	HOSE	PORT
B1121	6	6	
B1122	8	8	
B1123	10	10	
B1124	12	12	
B1125	6	8	
B1122-1	8	8	R12
B1123-1	10	10	R12



MALE FLARE STRAIGHT BARBED FITTINGS

ALUM	FITTING	HOSE
B1201	6	6
B1202	8	8
B1203	10	10
B1204	12	12



MALE FLARE 45 DEGREE BARBED FITTINGS

ALUM	FITTING	HOSE
B1211	6	6
B1212	8	8
B1213	10	10



MALE FLARE 90 DEGREE BARBED FITTINGS

ALUM	FITTING	HOSE
B1221	6	6
B1222	8	8
B1223	10	10
B1224	12	12



COMPRESSION STRAIGHT BARBED FITTINGS

STEEL	FITTING	HOSE
B2901	6	6
B2902	8	8
B2903	10	10
B2904	12	12
B2906	8	10
B2907	10	12



COMPRESSION 90 DEGREE

STEEL	FITTING	HOSE
B2921	6	6



FEMALE SPRINGLOCK STRAIGHT BARBED FITTINGS

ALUM	FITTING	HOSE
B4101	6	6
B4102	8	8
B4104	12	12



FEMALE SPRINGLOCK 45 DEGREE BARBED FITTINGS

ALUM	FITTING	HOSE
B4111	6	6



FEMALE SPRINGLOCK 90 DEGREE BARBED FITTINGS

ALUM	FITTING	HOSE
B4121	6	6



MALE SPRINGLOCK STRAIGHT BARBED FITTINGS

ALUM	FITTING	HOSE
B4304	12	12



MALE SPRINGLOCK 45 DEGREE BARBED FITTINGS

ALUM	FITTING	HOSE
B4314	12	12



MALE SPRINGLOCK 90 DEGREE BARBED FITTINGS

ALUM	FITTING	HOSE
B4323	10	10
B4324	12	12



T-SPLICER 3 WAY BEADLOCK FITTINGS

ALUM	HOSE	HOSE
B6201	6	6
B6202	8	8
B6203	10	10
B6204	12	12
B6210	12	12/10



SPLICER STRAIGHT BARBED FITTINGS

ALUM	HOSE	HOSE	PORT
B6101	6	6	
B6102	8	8	
B6103	10	10	
B6104	12	12	
B6105	6	8	
B6106	8	10	
B6107	10	12	
B6101-1	6	6	1/4"R-12
B6101-2	6	6	3/16"R-12
B6101-3	6	6	16mm134
B6102-1	8	8	1/4"R-12
B6102-2	8	8	3/16"R-12
B6102-3	8	8	16mm134
B6103-1	10	10	1/4"R-12
B6103-3	10	10	13mm134
B6104-1	12	12	1/4"R-12
B6104-3	12	12	13mm134



SPLICER 90 DEGREE BARBED FITTINGS

ALUM	HOSE	HOSE	PORT
B6111	6	6	
B6112	8	8	
B6113	10	10	
B6114	12	12	



SPLICER 180 DEGREE BARBED FITTINGS

ALUM	HOSE	HOSE	PORT
B6121	6	6	
B6122	8	8	


FEMALE O-RING STRAIGHT FITTINGS			
STEEL	FITTING	HOSE	PORT
AN1301C	6	6	
AN1302C	8	8	
AN1303C	10	10	
AN13036C	10	16	
AN1304C	12	12	
AN13046C	12	16	
AN1305	6	8	
AN1306C	8	10	
AN1307C	10	12	
AN1308C	8	6	
AN1309C	10	8	
AN1302-1C	8	8	1/4"R-12
AN1302-3C	8	8	16mm134
AN1303-3C	10	10	16mm134
AN1303-9C	10	10	M12SWP
AN13036-3C	10	16	1/4"R-12
AN1304-1C	12	12	1/4"R-12
AN1304-3C	12	12	13mm134
AN1306-3	8	10	13mm134
AN1307-3C	10	12	13mm134



CLAMP ASSEMBLY FOR AIR-O-CRIMP	
AN13806	6
AN13808	8
AN13810	10
AN13812	12
AN13816	16

MIKE SAYS
 ALL AIR-O-CRIMP FITTINGS THAT END WITH THE LETTER 'C' INCLUDE THE APPROPRIATE CLAMP SET FOR THAT FITTING. ALL OTHER FITTINGS REQUIRE ORDERING THE CLAMP SET SEPARATELY

AIR-O-CRIMP FITTING SYSTEM



FEMALE O-RING 45 DEGREE FITTINGS			
STEEL	FITTING	HOSE	PORT
AN1311C	6	6	
AN1312C	8	8	
AN1313C	10	10	
AN1314	12	12	
AN13146C	12	16	
AN1316C	8	8	
AN1317C	10	12	
AN1312-3C	8	8	16mm134
AN1313-3C	10	10	13mm134



FEMALE O-RING STRAIGHT METRIC FITTINGS		
STEEL	FITTING	HOSE
AN9305C	6	6
AN9310	8	8

FEMALE O-RING 90 DEGREE METRIC FITTINGS			
STEEL	FITTING	HOSE	PORT
AN9323C	10	10	
AN9325C	12	12	
AN9327-3C	12	16	13mm134

USE
 GOODYEAR REDUCED BARRIER HOSE
 OR
 PARKER REDUCED BARRIER HOSE
 SEE HOSE ON CATALOG PAGE 5

FEMALE O-RING 90 DEGREE FITTINGS			
STEEL	FITTING	HOSE	PORT
AN1321C	6	6	
AN1321-NNC	6	6	NO NUT
AN1322C	8	8	
AN1323C	10	10	
AN13236C	10	16	
AN1324C	12	10	
AN13246C	12	16	
AN1325C	6	6	
AN1326C	8	10	
AN1327C	10	12	
AN1328C	8	6	
AN1329C	10	8	
AN1322-1C	8	8	1/4"R-12
AN1322-3C	6	6	16mm134
AN1323-3C	8	8	13mm134
AN1323-5	8	8	16mm134
AN1323-9C	10	10	M12SWP
AN1324-1C	10	10	1/4"R-12
AN1324-3C	10	10	13mm134
AN1324-5	12	12	M12SWP
AN1326-1C	12	12	1/4"R-12
AN1326-3C	8	10	13mm134
AN1327-3C	8	10	13mm134
AN1327-5C	10	12	M12SWP
AN1328-3C	10	12	16mm134



MIKE SAYS
 A STANDARD BARRIER FERRULE CAN BE SILVER BRAZED TO THESE FITTINGS SO THAT STANDARD BARRIER HOSE CAN BE USED. THERE ARE SOME FITTINGS AVAILABLE IN THIS TYPE THAT ARE NOT AVAILABLE OTHERWISE.

AIR-O-CRIMP FITTING SYSTEM

MALE O-RING STRAIGHT FITTINGS

STEEL	FITTING	HOSE	PORT
AN1401C	6	6	
AN1402C	8	8	
AN1403C	10	10	
AN14036C	10	12	
AN1404C	12	12	
AN14046C	12	16	
AN1405C	6	8	
AN1407C	10	12	
AN1401-3C	6	6	16mm134



MALE INSERT O-RING STRAIGHT FITTINGS

STEEL	FITTING	HOSE
AN1801C	6	6
AN1802C	8	8
AN1803C	10	10
AN1805C	6	8
AN1807C	10	12

MALE INSERT O-RING STRAIGHT BULKHEAD

STEEL	FITTING	HOSE
AN1701C	6	6
AN1702C	8	8
AN1703C	10	10
AN17046	12	16
AN1707C	10	12

MALE O-RING 45 DEGREE FITTINGS

STEEL	FITTING	HOSE
AN1411C	6	6
AN1412C	8	8
AN1413C	10	10
AN1415C	6	8
AN1417C	10	12



MALE INSERT O-RING 90 DEGREE FITTINGS

STEEL	FITTING	HOSE
AN1821C	6	6
AN1822C	8	8
AN1823C	10	10
AN1825C	6	8
AN1826C	8	10
AN1827C	10	12

MALE INSERT O-RING 90 DEGREE BULKHEAD

STEEL	FITTING	HOSE
AN1721C	6	6
AN1722C	8	8
AN1723C	10	10
AN1727C	10	12



MALE O-RING 90 DEGREE FITTINGS

STEEL	FITTING	HOSE
AN1421C	6	6
AN1422C	8	8
AN1423C	10	10
AN1424C	12	12
AN1425C	6	8
AN1426C	8	10
AN1427C	10	12



WELD-ON BARB ENDS

STEEL	TUBE	HOSE
AN6601	6	6
AN6602	8	8
AN6603	10	10
AN6604	12	12
AN6605	10	12



MALE O-RING 180 DEGREE FITTINGS

STEEL	FITTING	HOSE
AN1936	6	6
AN1938C	10	10



STRAIGHT SPLICERS

STEEL	FITTING	HOSE	PORT
AN6101C	6	6	
AN6102C	8	8	
AN6103C	10	10	
AN6104C	12	12	
AN61066C	16	16	
AN6101-1C	6	6	1/4"R-12
AN6101-3C	6	6	16mm134
AN6102-1C	8	8	1/4"R-12
AN6102-3C	8	8	16mm134
AN6102-4	8	8	M10SWP
AN6103-1	10	10	1/4"R-12
AN6103-3C	10	10	13mm134
AN6103-4	10	10	M10SWP
AN6104-1C	12	12	1/4"R-12
AN6104-3C	12	12	13mm134
AN6104-5	12	12	M12SWP
AN61066-3C	16	16	13mm134



2 BND-Y SHAPE TEE SPLICER

STEEL	HOSE	HOSE	HOSE
AN6331C	6	6	8
AN6332C	8	8	8
AN6333C	10	10	10
AN6334C	16	16	12



TEE SPLICER

STEEL	HOSE	HOSE	HOSE
AN6201C	6	6	8
AN6202C	8	8	8
AN6203C	10	10	10
AN62246C	16	16	12
AN6225C	6	6	6 MIO



AEROQUIP EZ CLIP FITTING SYSTEM



FEMALE O-RING STRAIGHT FITTINGS

STEEL	FITTING	HOSE	PORT
EZ1301	6	6	
EZ1302	8	8	
EZ1303	10	10	
EZ1305	6	8	
EZ1306	8	10	
EZ1307	10	12	
EZ1309	10	8	
EZ1310	12	10	
EZ1301-3	6	6	16mm134
EZ1302-3	8	8	16mm134
EZ1303-3	10	10	13mm134
EZ1304-3	12	12	13mm134
EZ1306-3	8	10	13mm134
EZ1307-3	10	12	13mm134

FEMALE O-RING 45 DEGREE FITTINGS

STEEL	FITTING	HOSE
EZ1311	6	6
EZ1312	8	8
EZ1313	10	10
EZ1314	12	12
EZ1315	6	8
EZ1316	8	10
EZ1317	10	12



FEMALE O-RING 90 DEGREE FITTINGS

STEEL	FITTING	HOSE	PORT
EZ1321	6	6	
EZ1322	8	8	
EZ1322-LP	8	8	
EZ1323	10	10	
EZ1324	12	12	
EZ1325	6	8	
EZ1326	8	10	
EZ1327	10	12	
EZ1328	8	6	
EZ1330	12	10	
EZ1331	10	12	SP
EZ1332	12	16	
EZ1321-3	6	6	16mm134
EZ1322-3	8	8	16mm134
EZ1323-1	8	8	1/4"R-12
EZ1323-3	10	10	13mm134
EZ1324-3	10	10	13mm134
EZ1326-3	10	10	16mm134
EZ1326-4	12	12	SP
EZ1327-3	12	12	13mm134
EZ1329-3	8	10	13mm134
EZ1329-4	8	10	SP

FEMALE METRIC 90 DEG FITTINGS

STEEL	FITTING	HOSE
EZ9327	M24x1.5	10
EZ9328	M27 FOR LP	12

FEMALE TUBE-O STRAIGHT FITTINGS

STEEL	FITTING	HOSE
EZ2103	FTO	10



MALE O-RING STRAIGHT FITTINGS

STEEL	FITTING	HOSE
EZ1401	6	6
EZ1402	8	8
EZ1403	10	10
EZ1404	12	12
EZ1405	6	8
EZ1407	10	12
EZ1408	10	16
EZ1409	12	16



MALE O-RING 90 DEGREE FITTINGS

STEEL	FITTING	HOSE
EZ1423	10	10
EZ1424	12	12
EZ1425	6	8
EZ1427	10	12
EZ1429	8	10



MALE INSERT O-RING STRAIGHT

STEEL	FITTING	HOSE
EZ1801	6	6
EZ1802	8	8
EZ1803	10	10
EZ1804	12	12
EZ1807	10	12



MALE INSERT O-RING STRAIGHT BULKHEAD

STEEL	FITTING	HOSE
EZ1701	6	6
EZ1702	8	8
EZ1703	10	10




MALE INSERT O-RING 90 DEGREE

STEEL	FITTING	HOSE
EZ1821	6	6
EZ1822	8	8
EZ1823	10	10



MALE INSERT O-RING 90 DEGREE BULKHEAD

STEEL	FITTING	HOSE
EZ1721	6	6
EZ1722	8	8
EZ1723	10	10
EZ1725	10	12
EZ1730	12	12
EZ1731	10 ORS	10



AEROQUIP PLIERS



EZ CLIPS

STEEL

EZCLIP#6
EZCLIP#8
EZCLIP#10
EZCLIP#12
EZCLIP#16



EZ CAGES

STEEL

EZCAGE#6
EZCAGE#8
EZCAGE#10
EZCAGE#12
EZCAGE#16



[CLICK HERE TO RETURN TO INDEX](#)

AEROQUIP EZ CLIP FITTING SYSTEM

SPLICER STRAIGHT FITTINGS			
STEEL	HOSE	HOSE	PORT
EZ6101	6	6	
EZ6102	8	8	
EZ6103	10	10	
EZ6104	12	12	
EZ6101-1	6	6	1/4"R-12
EZ6101-3	8	10	16mm134
EZ6102-1	10	12	1/4"R-12
EZ6103-1	6	6	1/4"R-12
EZ6103-3	6	6	16mm134
EZ6103-4	6	6	13mm134
EZ6104-1	8	8	1/4"R-12
EZ6104-3	8	8	13mm134
EZ6104-5	8	8	M12SV
EZ6107-4	8	8	M10SV
EZ6108-1	10	10	1/4"R-12

TEE SPLICER FITTINGS			
STEEL	HOSE	HOSE	HOSE
EZ6201	6	6	6
EZ6202	8	8	8
EZ6203	10	10	10
EZ6204	12	12	12



TEE FITTINGS			
STEEL	MIO	HOSE	HOSE
EZ6216	12	16	16
EZ6217	6	8	8



WELD ON BARBS

	ALUM.	STEEL
LIFESAVERS EZ CLIP #6 x #6 HOSE	EZ6205-A	EZ6205
LIFESAVERS EZ CLIP #6 x #8 HOSE	EZ6207-A	EZ6206
LIFESAVERS EZ CLIP #8 x #8 HOSE	EZ6209-A	EZ6207
LIFESAVERS EZ CLIP #8 x #10 HOSE	EZ6211-A	EZ6208
LIFESAVERS EZ CLIP #10 x #10 HOSE	X	EZ6209
LIFESAVERS EZ CLIP #10 x #12 HOSE	X	EZ6210
LIFESAVERS EZ CLIP #12 x #12 HOSE	X	EZ6211
LIFESAVERS EZ CLIP #16 x #16 HOSE	X	EZ6212

EZ CLIP HOSE

EZ HOSE-06	50 FT	#6 HOSE
EZ HOSE-08	50 FT	#8 HOSE
EZ HOSE-10	50 FT	#10 HOSE
EZ HOSE-12	50 FT	#12 HOSE



FEMALE FLARE FITTINGS	
STEEL	DESCRIPTION
EZ1104	FTG STRAIGHT #12FF x #12 EZ CLIP
EZ1112	FTG ST FF #8 X #8 EZ-CLIP
EZ1113	FTG ST FF #10 X #10 EZ-CLIP
EZ1120	FTG EZ CLIP SAE 45 FML SW/UNIV FLARE
EZ1212	FTG ST #12 FOR X #12 EZ CLIP
EZ1121	FTG 90 #6 FF X #6 EZ CLIP
EZ1122	FTG 90 #8 FF X # 8 EZ CLIP
EZ1123	FTG 90 #10 FF X #10 EZ CLIP
EZ1124	FTG 90 #10 FF X #12 EZ CLIP
LONG PILOT FEMALE ORING FITTINGS	
EZ1202	FTG 45DEG ORS #8 FEMALE SWIVEL EZ CLIP
EZ1203	FTG 45 DEG FOR 7/8-14 LONG PILOT #12 EZ CLIP W/SP
EZ1204	FTG 45 DEG FOR 3/4-16 LONG PILOT #8 EZ CLIP W/SP
EZ1205	FTG 45 DEG FOR 7/8-14 LONG PILOT #10 EZ CLIP W/SP
FEMALE JIC 90 DEGREE	
EZ1333	FTG 90DEG FEMALE JIC #12 x #12 EZ-CLIP

PART #	DESCRIPTION
EZ ORING #6	AEROQUIP #6 EZCLIP HNBR
EZ ORING #8	AEROQUIP #8 EZCLIP HNBR
EZ ORING #10	AEROQUIP #10 EZCLIP HNBR
EZ ORING #12	AEROQUIP #12 EZCLIP HNBR
EZ ORING #16	AEROQUIP #16 EZCLIP HNBR

[CLICK HERE TO RETURN TO INDEX](#)

MANULI QUICK CLIP FITTINGS

PART #	FEMALE FLARE
35-QC1122	FTG 90 DEG #8 FF x #8 QC HOSE
35-QC9191	FTG 90 DEG #4 FF x #6 QC HOSE
	FEMALE O-RING
35-QC1302	FTG STRAIGHT #8 FOR x #8 QC HOSE
35-QC1316	FTG 45° #8 FOR x #10 QC HOSE
35-QC1317	FTG 45° #10 FOR x #12 QC HOSE
35-QC1322	FTG 90° #8 FOR x #8 QC HOSE
35-QC1322-3	FTG 90° #8 FOR x #8 QC HOSE W/PORT
35-QC1323	FTG 90° #10 FOR-LP x #10
35-QC1326	FTG 90° #8 FOR x #10 QC HOSE
35-QC1326-3	FTG 90° #8 FOR x #10 QC HOSE WITH 134a HSCP
35-QC1327	FTG 90° #10 FOR x #12 QC HOSE
35-QC1327-3	FTG 90° #10 FOR x #12 QC HOSE WITH 134A LSCP
	MALE O-RING
35-QC1405	FTG STRAIGHT #6 MOR x #8 QC HOSE
35-QC1407	FTG STRAIGHT #10 MOR x #12 QC HOSE
	SPLICERS
35-QC6101	FTG STR SPLICER #6 x #6 QUICK-CLICK
35-QC6102	FTG STR SPLICER #8 x #8 QUICK-CLICK
35-QC6102-3	FTG STR SPLICER #8 x #8 QUICK CLICK W/R134A HSCP
35-QC6103	FTG ST SPLICER #10 x #10 QUICK-CLICK
35-QC6104	FTG ST SPLICER #12 x #12 QUICK CLICK
	BRAZE-ON BARBS
35-QC6601	FTG STR #6 HOSE x #6 WELD ON MANULI
35-QC6602	FTG STR #8 HOSE x #8 WELD ON MANULI
35-QC6604	FTG STR #12 HOSE x #12 WELD ON MANULI
35-QC6606	FTG STR #8 HOSE x #6 WELD ON MANULI



PART #	DESCRIPTION
MQCHOSE#6-50	#6 REFRIMASTER PLUS BLACK 50 FT
MQCHOSE#8-50	#8 REFRIMASTER PLUS BLACK 50 FT
MQCHOSE#10-50	#10 REFRIMASTER PLUS BLACK 50 FT
MQCHOSE#10-50	#12 REFRIMASTER PLUS BLACK 50 FT



MQC REFRI-PLIERS | PLIERS FOR MANULI QUICK CLIP



PART #	DESCRIPTION
MQCCLAMP#6	#6 QC CLAMP FOR MANULI REFRISTAR BLACK HOSE
MQCCLAMP#8	#8 QC CLAMP FOR MANULI REFRISTAR BLACK HOSE
MQCCLAMP#10	#10 QC CLAMP FOR MANULI REFRISTAR BLACK HOSE
MQCCLAMP#12	#12 QC CLAMP FOR MANULI REFRISTAR BLACK HOSE



PART #	MANULI QUICK CLIP O-RINGS
MQC006	#6 FOR QC CLIP
MQC008	#8 FOR QC CLIP
MQC010	#10 FOR QC CLIP
MQC012	#12 FOR QC CLIP


[CLICK HERE TO RETURN TO INDEX](#)

BURGAFLEX FITTING SYSTEM

FEMALE O-RING STRAIGHT FITTINGS			
STEEL	FITTING	HOSE	PORT
BF1301	6	6	
BF1302	8	8	
BF1303	10	10	
BF1304	12	12	
BF1305	6	8	
BF1307	10	12	
BF1308	8	6	
BF1310	12	10	
BF1301-1	6	6	
BF1301-3	6	6	
BF1302-1	8	8	7/16"R-12
BF1302-3	8	8	16mm134
BF1303-1	10	10	7/16"R-12
BF1303-3	10	10	13mm134
BF1304-3	12	12	13mm134
BF1307-1	10	12	7/16"R-12
BF1307-3	10	12	13mm134

FEMALE O-RING 90 DEGREE FITTINGS			
STEEL	FITTING	HOSE	PORT
BF1321	6	6	
BF1322	8	8	
BF1323	10	10	
BF1324	12	12	
BF1325	6	8	
BF1326	8	10	
BF1327	10	12	
BF1328	8	6	
BF1330	12	12	
BF13244	12	14	
BF1321-1	6	6	7/16"R-12
BF1321-3	6	6	16mm134
BF1322-1	8	8	7/16"R-12
BF1322-3	8	8	16mm134
BF1323-1	10	10	7/16"R-12
BF1323-3	10	10	13mm134
BF1324-3	12	12	13mm134
BF1327-1	10	12	7/16"R-12
BF1327-3	10	12	13mm134
BF1321SD	6	6	
BF1322SD	8	8	
BF1323SD	10	10	
BF1324SD	12	12	



FEMALE O-RING 45 DEGREE FITTINGS			
STEEL	FITTING	HOSE	PORT
BF1311	6	6	
BF1312	8	8	
BF1313	10	10	
BF1314	12	12	
BF1317	10	12	
BF13134	10	14	
BF1311-1	6	6	
BF1312-1	8	8	
BF1312-3	8	8	
BF1313-1	10	10	
BF1313-3	10	10	13mm134
BF1317-3	10	12	13mm134

PART #	DESCRIPTION
BFLOCATOR#6	BURGA CLIP LOCATOR #6
BFLOCATOR#8	BURGA CLIP LOCATOR #8
BFLOCATOR#10	BURGA CLIP LOCATOR #10
BFLOCATOR#12	BURGA CLIP LOCATOR#12
BFLOCATOR#14	BURGA CLIP LOCATOR# 14 ..

FEMALE O-RING STRAIGHT FLANGE		
STEEL	FITTING	HOSE
BF1301-F	6	6
BF1302-F	8	8
BF1303-F	10	10
BF1304-F	12	12
BF1310-F	12	10



FEMALE O-RING 45 DEGREE FLANGE		
STEEL	FITTING	HOSE
BF1311-F	6	6
BF1312-F	8	8
BF1313-F	10	10
BF1317-F	10	12
BF1320-F	12	10




FEMALE O-RING 90 DEGREE FLANGE FITTINGS			
STEEL	FITTING	HOSE	PORT
BF1321-F	6	6	
BF1322-F	8	8	
BF1323-F	10	10	
BF1324-F	12	12	
BF1327-F	10	12	
BF1330-F	12	10	
BF1323-3-F	10	10	13mm134
BF1724-F	12	12	BLKHEAD

MALE O-RING STRAIGHT FITTINGS			
STEEL	FITTING	HOSE	PORT
BF1401	6	6	
BF1402	8	8	
BF1403	10	10	
BF1404	12	12	
BF1407	10	12	
BF1403-3	10	10	13mm134
BF1407-3	10	12	13mm134



MALE O-RING 45 DEGREE FITTINGS		
STEEL	FITTING	HOSE
BF1411	6	6
BF1412	8	8
BF1413	10	10
BF1414	12	12



MALE O-RING 90 DEGREE FITTINGS			
STEEL	FITTING	HOSE	PORT
BF1421	6	6	
BF1422	8	8	
BF1423	10	10	
BF1424	12	12	
BF1427	10	12	
BF1428	8	6	
BF1421-1	6	6	
BF1421-3	6	6	
BF1422-3	8	8	
BF1423-3	10	10	
BF1424-3	12	12	
BF1427-1	10	12	7/16"R-12

PART #	DESCRIPTION
BF CLAMP#6	BURGA Clip # 6
BF CLAMP #8	BURGA Clip # 8
BF CLAMP #10	BURGA Clip #10
BF CLAMP #12	BURGA Clip #12
BF CLAMP #14	BURGA Clip #14



BURGAFLEX CLAMP CRIMPER



[CLICK HERE TO RETURN TO INDEX](#)

BURGAFLEX FITTING SYSTEM

FEMALE O-RING 180 DEGREE FITTINGS

STEEL	FITTING	HOSE
BF1931	6	6
BF1932	8	8
BF1933	10	10
BF1934	12	12



MALE O-RING 180 DEGREE FITTINGS

STEEL	FITTING	HOSE
BF1936	6	6
BF1937	8	8
BF1938	10	10
BF1939	12	12



MALE INSERT O-RING STRAIGHT FITTINGS

STEEL	FITTING	HOSE
BF1801	6	6
BF1802	8	8
BF1803	10	10
BF1804	12	12
BF1807	10	12



MALE INSERT O-RING 45 DEGREE FITTINGS

STEEL	FITTING	HOSE
BF1811	6	6
BF1812	8	8
BF1813	10	10
BF1814	12	12



MALE INSERT O-RING 90 DEGREE FITTINGS

STEEL	FITTING	HOSE
BF1821	6	6
BF1822	8	8
BF1823	10	10
BF1824	12	12
BF1827	10	12



FEMALE TUBE O-RING STRAIGHT

STEEL	FITTING	HOSE	PORT
BF2102-3	8	8	16mm134
BF2103-3	10	10	16mm134
BF2104-3	12	12	16mm134



FEMALE TUBE O-RING 45 DEGREE

STEEL	FITTING	HOSE	PORT
BF2112-3	8	8	16mm134
BF2113-3	10	10	16mm134
BF2114-3	12	12	16mm134



FEMALE TUBE O-RING 90 DEGREE COMPRESSOR FITTINGS

STEEL	FITTING	HOSE	PORT
BF2142-3	8	8	16mm134



FEMALE TUBE O-RING 90 DEGREE T-SHAPE

STEEL	FITTING	HOSE	PORT
BF2142-3T	8	8	16mm134
BF2143-3T	10	10	16mm134
BF2144-3T	12	12	16mm134



STRAIGHT SPLICERS

STEEL	FITTING	HOSE
BF6101	6	6
BF6102	8	8
BF6103	10	10
BF6104	12	12




90 DEGREE SPLICERS

STEEL	FITTING	HOSE
BF6121	6	6
BF6122	8	8
BF6123	10	10
BF6124	12	12



BRAZE-ON HOSE ENDS

STEEL	FITTING	HOSE
BF6601	6	6
BF6602	8	8
BF6603	10	10
BF6604	12	12



MIKE SAYS
BURGAFLEX HOSE IS
PRIVATE LABELED
GOODYEAR HOSE.
PARKER HOSE IS ALSO
EQUIVALENT.

THERE ARE MANY SPECIALTY FITTINGS
LIKE THESE ALSO AVAILABLE



GOODYEAR REDUCED HOSE

#6 HOSE	50 FT	GRB0650	550 FT	GRB06550
#8 HOSE	50 FT	GRB0850	400 FT	GRB08400
#10 HOSE	50 FT	GRB1050	300 FT	GRB10300
#12 HOSE	50 FT	GRB1250	250 FT	GRB12250
#14 HOSE	50 FT	GRB1450		

PARKER REDUCED HOSE

#6 HOSE	50 FT	PRB0650	100 FT	PRB06100
#8 HOSE	50 FT	PRB0850	100 FT	PRB08100
#10 HOSE	50 FT	PRB1050	100 FT	PRB10100
#12 HOSE	50 FT	PRB1250	100 FT	PRB12100
#14 HOSE	50 FT	PRB1450	600 FT	PRB06600
#16HOSE	50 FT	PRB1650	600 FT	PRB08600
			500 FT	PRB10500
			400 FT	PRB12400

[CLICK HERE TO RETURN TO INDEX](#)

FEMALE FOR-SEAL SWIVEL STRAIGHT

FFX 4-4	04U-S64
FFX 4-6	04U-S66
FFX 4-8	04U-S68
FFX 6-6	06U-S66
FFX 6-8	06U-S68
FFX 8-6	08U-S66
FFX 8-8	08U-S68
FFX 8-10	08U-S70
FFX 8-12	08U-S72
FFX 10-10	10U-S70
FFX 10-12	10U-S72
FFX 12-10	12U-S70
FFX 12-12	12U-S72
FFX 12-16	12U-S76



HYDRAULIC HOSE & FITTINGS

FEMALE FOR-SEAL SWIVEL MEDIUM DROP 90 DEG. ELBOW

4J36V	04U-J36
6J36V	06U-J36
8J36V	08U-J36



FEMALE PIPE RIGID

FP 4-2	04U-202
FP 4-4	04U-204
FP 6-4	06U-204
FP 8-8	08U-208



FEMALE STRAIGHT PIPE SWIVEL(NPSM)

FPX 4-2	04U-052
FPX 4-4	04U-054
FPX 6-6	06U-056
FPX 6-8	06U-058
FPX 8-8	08U-058

FEMALE PIPE SWIVEL

FPX 4-4	04U-254
FPX 6-6	04U-256
FPX 8-4	08U-204
FPX 8-8	08U-258
FPX 12-12	12U-262



FEMALE FOR-SEAL SWIVEL LONG DROP 90 DEG. TUBE ELBOW

FFX90L 4-4	04U-A64
FFX90L 6-6	06U-A66
FFX90L 6-8	06U-A68
FFX90L 8-8	08U-A68
FFX90L 8-10	08U-A70
FFX90L 10-10	10U-A70
FFX90L 12-12	12U-A72
FFX90L 12-16	12U-A76

JIC 37 DEG. FEMALE SWIVEL 45 DEG TUBE ELBOW a=MAKES BOTH 37&45 CONNECTIONS

FJX45 4-4	04U-684a
FJX45 4-6	04U-686
FJX45 6-4	06U-684a
FJX45 6-6	06U-686
FJX45 8-8	08U-688a



MIKE SAYS
OUR WAREHOUSE IS STOCKED WITH ALL TYPES AND SIZES AND TYPES OF ADAPTERS. WHATEVER YOU ARE LOOKING FOR WE HAVE IT. WHAT I HAVE LISTED HERE ARE THE COMMON FITTINGS AND HOSE BUT OUR SELECTION IS VERY COMPREHENSIVE



FEMALE FOR-SEAL SWIVEL 45 DEG. TUBE ELBOW

FFX45 6-4	06U-L64
FFX45 10-10	10U-L70
FFX45 10-12	10U-L72
FFX45 12-10	12U-L70
FFX45 12-12	12U-L72
FFX45 12-16	12U-L76

JIC 37 DEG. FEMALE SWIVEL a=MAKES BOTH 37&45 CONNECTIONS

FJX 4-4	04U-604a
FJX 4-6	04U-606
FJX 4-8	04U-608
FJX 6-4	06U-604a
FJX 6-6	06U-606
FJX 6-8	06U-608a
FJX 8-6	08U-606
FJX 8-8	08U-608a
FJX 8-10	08U-610a
FJX 8-12	08U-612
FJX 10-8	10U-608a
FJX10-10	10U-610
FJX 10-12	10U-612
FJX 12-10	12U-610a
FJX 12-12	12U-612
FJX 12-14	12U-614

JIC 37 DEG. FEMALE SWIVEL 90 DEG ELBOW

FJX90 4-4	04U-554
FJX90 8-10	08U-560



JIC 37 DEG. FEMALE SWIVEL LONG DROP 90 DEG TUBE ELBOW a=MAKES BOTH 37&45 CONNECTIONS



FJX90L 4-4	04U-644a
FJX90L 6-4	06U-644a
FJX90L 6-6	06U-646

JIC 37 DEG. FEMALE SWIVEL 90 DEG TUBE ELBOW

FJX90 4-6	04U-666
FJX90 6-6	06U-666
FJX90 8-8	08U-668a
FJX90 10-10	10U-670a
FJX90 10-12	10U-672
FJX90 12-12	12U-672



HYDRAULIC HOSE

WE HAVE ALL TYPES AND SIZES AVAILABLE- CALL FOR PRICE AND AVAILABILITY

100R2 2SN HOSE	WP
2SN-04	5800 PSI
2SN-06	4800 PSI
2SN-08	4000 PSI
2SN-10	3625 PSI
2SN-12	3125 PSI
2SN-16	2400 PSI

FEMALE FOR-SEAL SWIVEL SHORT DROP 90 DEG. ELBOW

FFX90 4-4	04U-A24
FFX90 4-6	04U-A26
FFX90 4-6	04U-A66
FFX90 6-4	06U-A24
FFX90 6-6	06U-A26
FFX90 8-6	08U-A26
FFX90 8-8	08U-A28
FFX90 10-10	10U-A30
FFX90 10-12	10U-A32
FFX90 12-10	12U-A30
FFX90 12-12	12U-A32
FFX90 12-16	12U-A36



POWER STEERING FERRULES

PSH06	3/8" HOOK
PSS06	STAKE
PSKL06	KNIFE

[CLICK HERE TO RETURN TO INDEX](#)

HYDRAULIC HOSE & FITTINGS

MALE STRAIGHT THREAD O-RING RIGID

MB 4-6	04U-P06
MB 6-6	06U-P06
MB 8-8	08U-P08
MB 10-8	10U-P08
MB 10-10	10U-P10
MB 10-12	10U-P12
MB 12-10	12U-P10
MB 12-12	12U-P12



INVERTED MALE SWIVEL STRAIGHT

MIX 4-3	04U-B03
MIX 4-4	04U-B04
MIX 6-6	06U-B06
MIX 8-8	08U-B08



MALE PIPE RIGID

MP 4-2	04U-102
MP 4-4	04U-104
MP 4-6	04U-106
MP 4-8	04U-108
MP 6-4	06U-104
MP 6-6	06U-106
MP 6-8	06U-108
MP 8-4	08U-104
MP 8-6	08U-106
MP 8-8	08U-108
MP 10-8	10U-108
MP 10-12	10U-112
MP 12-8	12U-108
MP 12-12	12U-112



BRITISH STANDARD 60 DEG.(BSPP) CONE

MBSPP 4-4	04U-P54
MBSPP 6-6	06U-P56
MBSPP 8-8	08U-P58



BRITISH STANDARD TAPERED 60 DEG. MALE

MBSPT 4-4	04U-154
MBSPT 6-6	06U-156
MBSPT 8-8	08U-158



INVERTED MALE SWIVEL 45 DEG TUBE ELBOW

MIX45 4-4	04U-B44
MIX45 4-6	04U-B46
MIX45 6-4	06U-B44
MIX45 6-6	06U-B46
MIX45 8-6	08U-B46



INVERTED MALE SWIVEL 90 DEG TUBE ELBOW

MIX90 6-4	06U-B64
MIX90 8-8	08U-B68



JIC 37 DEG MALE RIGID

MJ 4-4	04U-504
MJ 4-6	04U-506
MJ 6-6	06U-506
MJ 6-8	06U-508
MJ 8-12	08U-512
MJ 8-8	08U-508
MJ 10-8	10U-508
MJ 10-10	10U-510
MJ 10-12	10U-512
MJ 12-10	12U-510
MJ 12-12	12U-512

MALE PIPE SWIVEL

MPX 6-6	06U-J06
MPX 8-6	08U-J06
MPX 4-4	04U-J04
MPX 4-6	04U-J06
MPX 6-4	06U-J04
MPX 8-8	08U-J08
MPX 12-12	12U-J12



FOR-SEAL MALE RIGID

MF 12-12	12U-E72
MF 12-16	12U-E76



HYDRAULIC BRAZE STEMS

EQUIVALENT TO
EHBS SERIES BRAZE STEMS

PART #	ORIGINAL#	TUBE	HOSE
203-T03	EHBS 3-3	3	3
203-T04	EHBS 3-4	3	4
204-T03	EHBS 4-3	4	3
204-T04	EHBS 4-4	4	4
204-T05	EHBS 4-5	4	5
204-T06	EHBS 4-6	4	6
205-T05	EHBS 5-5	5	5
205-T06	EHBS 5-6	5	6
206-T04	EHBS 6-4	6	4
206-T05	EHBS 6-5	6	5
206-T06	EHBS 6-6	6	6
206-T08	EHBS 6-8	6	8
208-T06	EHBS 8-6	8	6
208-T08	EHBS 8-8	8	8
208-T10	EHBS 8-10	8	10
208-T12	EHBS 8-12	8	12
210-T08	EHBS 10-8	10	8
210-T10	EHBS 10-10	10	10
210-T12	EHBS 10-12	10	12
212-T10	EHBS 12-10	12	10
212-T12	EHBS 12-12	12	12
212-T16	EHBS 12-16	12	16
216-T16	EHBS 16-16	16	16



STEEL HYDRAULIC FERRULES EQUIVALENT TO HF SERIES FERRULES

KNS40 FERRULE	NON SKV
KNS40 4-4	FHP2-4
KNS40-6-6	FHP2-6
KNS40 8-8	FHP2-8
KNS40 10-10	FHP2-10
KNS40 12-12	FHP2-12
KNS40 16-16	FHP2-16



ALUMINUM HYDRAULIC FERRULES EQUIVALENT TO HAF SERIES FERRULES

ALUMINUM FERRULE	NON SKV
503-A-500	HAF03
504-A-500	HAF04
506-A-500	HAF06
508-A-500	HAF08
510-A-500	HAF10
512-A-500	HAF12
516-A-500	HAF16

MIKE SAYS

OUR WAREHOUSE IS STOCKED WITH ALL
TYPES AND SIZES AND TYPES
OF ADAPTERS. WHATEVER YOU ARE
LOOKING FOR WE HAVE IT.
CONTACT ME AND I WILL EMAIL OR MAIL
YOU A COMPLETE LIST OF THE ADAPTERS

STEEL PIPE FITTINGS



STEEL BEADED HOSE BARBS



STEEL O-RING FACE SEAL



STEEL FLARELESS FITTINGS



STEEL 37 FLARE (JIC) FITTINGS



STEEL FLANGE FITTINGS



RADIATOR SHOP SUPPLIES

GLOVES
APRONS-HEAVY DUTY
PLASTIC TANKS
GASKETS AND PARTS FOR
PLASTIC TANKS
ROD-OUT TOOLS
REVERSE FLUSHING GUNS
RADIATOR CAP PLIERS
ANCHORAGE TOOLS
R P HEADER CLAMP
BULL DOG RADIATOR CLAMP
CHAMPION RADIATOR
EXTENSION CLAMP
AL'S HEADER CLAMP
4-IN-1 ROUNDER SNIPS
PLIERS
PAINT SPRAY GUN,
WATER BASE PAINT
HOSE (REPLACEMENT)
PAINT SPRAY GUN,
RADIATOR
ACID JARS, POLYETHYLENE
EXPANSION RIVETS, POP,
COPPER
ICE PICKS
SOLDER
GASAVER
COOLING SYSTEM TESTERS
AIR FILTER
UNITESTER
BLOCK TESTER
RADIATOR REPAIR
EQUIPMENT
FLEX-LIFT
ROTO-LIFT
HEAD-R-DIP
FIBERGLASS TRAYS
TESTING TANKS
FIBERGLASS TANKS
NIFTY LIFTER
TURBOTANKS
SPRAY BOOTHS
TANK MASTER
SUPER SONIC TANK
AGI-SONIC
RAD-BLAST
GLASS BEADS
ALUMINUM OXIDE
BLACK BEAUTIES
MIXED BEADS
THE ELIMINATOR
AIR CLEANER
CLEARWATER 401
VAT COMPOUNDS
HAND TOOLS

RADIATOR TESTING CAPS
EXPANSION PLUGS
TRACTOR & GAS TANK
TESTING CAPS
DRAIN COCKS, 2 PIECE
VALVE, SHEET METAL WING
BRASS FILLER NECKS
ALUMINUM RACING FILLER
NECKS
BRASS REINFORCEMENT
RINGS
DRAIN COCKS FLANGES
SOLDER FOR ALUMINUM
CORK AND RUBBER
GASKET MATERIAL
OVERFLOW TUBING
TANK COAT
DYNA-FLUX
B & B SOLDERING FLUX
LIQUID FLUX
RADIATOR CLEANERS
TIN-TAS-TIK
JET SEAL
GREEN LIGHTING
TIN-QUICK
SPOT-WELD
QUIK SET KIT
QUIK SET TUBE ADHESIVE
QUIK SET MIX NOZZLES
QUIK SET GUN APPLICATOR
MARK-A-LEEK STICK
STIC-TITE
WIRE BRUSHES
THERMOMETERS
COLORPHAST PH STRIPS
LOUISVILLE SLUDGER
RADIATOR PAINT (WATER
BASE)
BLACK-MAGIC CONCENTRATED RADIATOR ENAMEL
ACID BRUSHES
TWIS-TUFT WIRE WHEELS
BEAUME HYDROMETER
NATIONAL TORCH TIPS
NATIONAL TORCH PARTS
BARBEE TANK POWDER
HAND CLEANERS
ACIDS
ALUMINUM CLEANERS
STOP LEAKS
TEST TANK COLOR
COATINGS
EPOXY
BRUSHES
THERMOMETERS
BLOCK CHECK TESTER
HOT MELT ADHESIVE


FLUXES
TINNING COMPOUNDS
REGULATORS
P.T.R. HAND TOOLS
BLOW GUNS
STEP PLUGS
NYLON EXPANSION PLUGS
HEATER PLUGS
FILLER NECK CAPS
FILLER NECK TEST PLUGS
GAS TANK TESTERS
HAND TOOLS
SAND BLASTERS
SANDY JET BLASTER
THERM-O-MATIC
COUPLER SETS
ACID POTS
TORQUE LIMITERS
SUPER SCRAPPERS
SOLDERING COPPERS &
HANDLES
SOLDERING IRONS
HOSE SETS
AGF TORCHES
HARRIS BELL TORCH
REXARC TORCH
REXARC TIPS
CHARGE AIR TEST SET
KINGSTON AIR CONTROL
VALVES
STREAMWAY SAND
BLASTER
AIR REGULATOR
BAND-IT TOOLS
ALL JOHNSON FLUXES
ALL JOHNSON TIN-EZY
BENCH FURNACES
EPOXY
NYLOBOND
HOT MELT EPOXY STICKS
STANT PRESSURE CAPS
LEV-R-VENT SAFETY CAP
TRUCK CAPS
ANODE CAPS
TRUCK LEV-R-VENT
ROUND SHELL TRUCK CAP
RACING CAPS
HEAVY DUTY PRESSURE
CAP
PRESSURE TESTERS
JIFFY-TITE CLIPS
NO-SEEP POWDER
NO-SEEP LIQUID
TUBE REINFORCERS

[CLICK HERE TO RETURN TO INDEX](#)

WE HAVE
ALL AC SYSTEM PARTS
FOR **HEAVY DUTY-**
OFF ROAD-
AUTOMOTIVE



COMPRESSORS



CONDENSERS




DRIERS



EVAPORATORS



EXPANSION
BLOCKS



HOSE ASSEMBLIES

[CLICK HERE TO RETURN TO INDEX](#)

BUY YOUR **RADIATOR SHOP SUPPLIES** **& RADIATORS**

FROM **MOBILE AC HOSE REPAIR PRODUCTS**
CALL 888-248-0917/727-953-8242 OR FAX 775-667-7035 OR EMAIL
– MAHRPC@HOTMAIL.COM
TO ORDER OR TO GET YOUR QUESTIONS ANSWERED. ASK
FOR MIKE
IF YOU HAVEN'T TRIED THE (HFR 800) ALUMINUM HOLE FILLER ROD-
GET A FREE SAMPLE -CALL ME

I WANT TO THANK YOU FOR USING OUR **HFR 800 ALUMINUM HOLE FILLER RODS**. THEY
HAVE BEEN AN INCREDIBLY SUCCESSFUL PRODUCT.
MOBILE AC IS AN **AUTHORIZED DISTRIBUTOR** FOR **JOHNSON MFG.**, **THE BARBEE CO.**,
THERM PROCESSES & **NORTHERN RADIATOR**. EVERY IMAGINABLE SHOP SUPPLY,
TOOLS, AND EQUIPMENT & HIGH QUALITY RADIATORS ARE AVAILABLE
AT THE BEST PRICES ANYWHERE.
YOUR ORDERS WILL BE HANDLED PROMPTLY AND SHIP DIRECT FROM THE MANUFACTURER
SO YOU WILL NEVER HAVE A BACKORDER. THANK YOU FOR YOUR BUSINESS.
–MIKE BLANTON

